



**DATE:** July 13, 2026  
**TO:** Mayor McNamara  
 City Council  
**FROM:** Carrie Hagerty, Finance Director  
**RE:** Financial Discussion – May 2026

The monthly report provides information on General Fund revenue and expense performance through May 2026. The 2026 budget was approved with expenses of \$224.31 million and revenues at \$224.34 million. The report also includes performance of major revenue sources for the Redevelopment funds and capital improvement program.

**GENERAL FUND REVENUE PERFORMANCE**

**CITY OF ROCKFORD GENERAL FUND**

**YEAR-TO-DATE FINANCIAL REPORT  
 AS OF MAY 31, 2026**

	5/31/2025 ACTUAL YTD	5/31/2026 ACTUAL YTD	YTD EXPECTED REVENUE	YTD OVER (UNDER) BUDGET	YTD OVER (UNDER) PERCENT	PROJECTED ANNUAL REVENUE	2026 ANNUAL BUDGET	PROJECTED OVER (UNDER) BUDGET	PROJECTED OVER (UNDER) PERCENT
<b>MAJOR REVENUES</b>									
PROPERTY TAXES	7,310,733	-	-	-	0.0%	47,760,958	47,760,958	-	0.0%
SALES TAX (3 of 12 payments)	8,407,307	8,926,783	9,311,923	(385,140)	-4.1%	40,336,960	40,722,100	-	0.0%
USE TAX (3 of 12 payments)	243,469	305,745	143,750	161,995	112.7%	736,995	575,000	-	0.0%
INCOME TAX (4 of 12 payments)	10,296,421	10,534,315	9,964,825	569,490	5.7%	27,694,490	27,125,000	-	0.0%
PHONE UTILITY TAX (3 of 12 payments)	530,700	476,913	488,547	(11,634)	-2.4%	1,888,366	1,900,000	-	0.0%
REPLACEMENT TAX (4 of 8 payments)	5,278,680	5,347,688	7,290,075	(1,942,387)	-26.6%	10,767,613	12,710,000	-	0.0%
<b>TOTAL MAJOR REVENUES</b>	<b>32,067,310</b>	<b>25,591,444</b>	<b>27,199,120</b>	<b>(1,607,676)</b>	<b>-5.9%</b>	<b>129,185,382</b>	<b>130,793,058</b>	<b>-</b>	<b>0.0%</b>
<b>OTHER REVENUES</b>									
LICENSES AND INSPECTIONS	2,481,027	2,834,188	3,318,750	(484,562)	-14.6%	7,480,438	7,965,000	-	0.0%
UTILITY TAX	4,306,131	4,746,826	4,895,833	(149,007)	-3.0%	11,600,993	11,750,000	-	0.0%
OTHER TAX	94,058	149,349	150,000	(651)	-0.4%	359,349	360,000	-	0.0%
INTERGOVERNMENTAL	3,374,846	6,218,658	4,079,758	2,138,900	52.4%	11,930,318	9,791,418	-	0.0%
CHARGES FOR SERVICES	14,190,570	14,305,531	15,001,475	(695,944)	-4.6%	35,307,596	36,003,540	-	0.0%
FINES	399,302	353,545	527,500	(173,955)	-33.0%	1,092,045	1,266,000	-	0.0%
MISCELLANEOUS	4,499,544	3,647,653	3,812,708	(165,055)	-4.3%	8,985,445	9,150,500	-	0.0%
REIMBURSEMENT FOR SERVICES	6,052,585	6,843,636	7,192,113	(348,477)	-4.8%	17,261,072	17,261,072	-	0.0%
<b>TOTAL OTHER REVENUES</b>	<b>35,398,063</b>	<b>39,099,387</b>	<b>38,978,138</b>	<b>121,249</b>	<b>0.3%</b>	<b>94,017,257</b>	<b>93,547,530</b>	<b>-</b>	<b>0.0%</b>
<b>TOTAL REVENUES</b>	<b>67,465,373</b>	<b>64,690,831</b>	<b>66,177,258</b>	<b>(1,486,427)</b>	<b>-2.2%</b>	<b>223,202,639</b>	<b>224,340,588</b>	<b>-</b>	<b>0.0%</b>

Statewide revenues, including replacement tax and sales tax are under budget after three to four months disbursement, while income tax is over budget. Other major revenues are over budget in use tax with phone utility tax slightly under budget. A number of the other revenue sources are showing under budget due to timing of receipts, while intergovernmental revenue is over budget resulting in other revenues being over budget at 0.3%. The fire shop generated \$22,050 in revenue for mechanical work performed for outside agencies in May. 911 Division generated \$24,721 in revenue for 911 dispatch fees in May.

## GENERAL FUND EXPENSE PERFORMANCE

	5/31/2025 ACTUAL YTD	5/31/2026 ACTUAL YTD	YTD EXPECTED EXPENSE	YTD (OVER) UNDER BUDGET	YTD (OVER) UNDER PERCENT	PROJECTED ANNUAL EXPENSE	2026 ANNUAL BUDGET	PROJECTED (OVER) UNDER BUDGET	PROJECTED (OVER) UNDER PERCENT
MAYOR	403,867	417,941	468,346	50,405	10.8%	1,073,626	1,124,031	-	0.0%
COUNCIL	203,658	264,273	285,958	21,685	7.6%	664,615	686,300	-	0.0%
LEGAL	884,881	934,606	1,174,853	240,247	20.4%	2,579,400	2,819,646	-	0.0%
FINANCE	3,786,596	3,794,608	3,998,245	203,637	5.1%	9,392,150	9,595,787	-	0.0%
POLICE	35,304,127	35,085,999	38,264,124	3,178,125	8.3%	88,655,773	91,833,898	-	0.0%
FIRE	30,412,232	31,624,479	30,304,205	(1,320,274)	-4.4%	74,050,367	72,730,093	-	0.0%
PUBLIC WORKS	8,013,947	8,353,661	9,411,190	1,057,529	11.2%	21,529,326	22,586,855	-	0.0%
COMMUNITY & ECONOMIC DEVELOPMENT	7,232,735	7,476,869	7,616,820	139,951	1.8%	18,140,417	18,280,368	-	0.0%
FIRE & POLICE COMMISSION	62,426	130,553	136,568	6,015	4.4%	327,762	327,762	-	0.0%
ELECTION COMMISSION	446,025	416,492	704,100	287,608	40.8%	1,689,839	1,689,839	-	0.0%
HUMAN RESOURCES	499,449	590,922	675,582	84,660	12.5%	1,536,736	1,621,396	-	0.0%
WORKFORCE INVESTMENT BOARD	374,546	429,712	421,869	(7,843)	-1.9%	1,012,485	1,012,485	-	0.0%
<b>TOTAL EXPENDITURES</b>	<b>87,624,489</b>	<b>89,520,115</b>	<b>93,461,858</b>	<b>3,941,743</b>	<b>4.2%</b>	<b>220,652,496</b>	<b>224,308,460</b>	<b>-</b>	<b>0.0%</b>

Expenditures are at or under budget through five months across all General Fund departments with the exception of Fire and Workforce Investment Board. Highlights of expenses to date are outlined below, and detail by budget unit is attached to this memo.

### Public Safety

- ) Regular salaries for the Police Department are under budget. Overtime is under budget at \$1,150,186 or 25.6%, compared to \$2,046,894 for the same period last year.
- ) Regular salaries for the Fire Department are under budget. Overtime is over budget at \$1,225,483 or 65.1%, compared to \$1,336,008 for the same period last year.
- ) Regular salaries for the 911 Division are under budget. Overtime is over budget at \$365,289 or 52.2%, compared to \$275,363 for the same period last year.

### Public Works

- ) Snow and ice expenses total \$2,401,044 at the end of May, or 47.4% of the total budget.
- ) Street Division overtime is under budget at \$21,542 or 8.6% of the total budget.
- ) Road salt expenses through May total \$1,031,723, with \$768,277 remaining for future road salt purchases.
- ) Pothole patching is under budget at \$352,868 or 23.1% of the total.
- ) In the Traffic Division, street light electricity is estimated over budget at 54.8%, or \$1,098,678.

## CIP REVENUE PERFORMANCE

### CITY OF ROCKFORD CAPITAL IMPROVEMENT FUND

#### YEAR-TO-DATE FINANCIAL REPORT AS OF MAY 31, 2026

	5/31/2025 ACTUAL YTD	5/31/2026 ACTUAL YTD	YTD EXPECTED REVENUE	YTD OVER (UNDER) BUDGET	YTD OVER (UNDER) PERCENT	PROJECTED ANNUAL REVENUE	2026 ANNUAL BUDGET	PROJECTED OVER (UNDER) BUDGET	PROJECTED OVER (UNDER) PERCENT
CIP SALES TAX (3 of 12 payments)	5,686,412	6,252,773	5,458,219	794,554	14.6%	24,945,966	24,151,412	-	0.0%
MOTOR FUEL TAX (5 of 12 payments)	2,696,278	2,754,693	2,723,099	31,594	1.2%	7,013,900	6,982,306	-	0.0%
<b>TOTAL REVENUES</b>	<b>8,382,690</b>	<b>9,007,466</b>	<b>8,181,318</b>	<b>826,148</b>	<b>10.1%</b>	<b>31,959,866</b>	<b>31,133,718</b>	<b>-</b>	<b>0.0%</b>

CIP sales tax disbursements are over budget after three disbursements. Motor Fuel Tax receipts are over budget with five disbursements received to date.

## DEVELOPMENT FUNDS REVENUE PERFORMANCE

### CITY OF ROCKFORD REDEVELOPMENT/TOURISM FUNDS

#### YEAR-TO-DATE FINANCIAL REPORT AS OF MAY 31, 2026

	5/31/2025 ACTUAL YTD	5/31/2026 ACTUAL YTD	YTD EXPECTED REVENUE	YTD OVER (UNDER) BUDGET	YTD OVER (UNDER) PERCENT	PROJECTED ANNUAL REVENUE	2026 ANNUAL BUDGET	PROJECTED OVER (UNDER) BUDGET	PROJECTED OVER (UNDER) PERCENT
<b>REDEVELOPMENT FUND</b>									
HOTEL/MOTEL TAX (5 of 12 months)	1,134,280	1,161,952	1,104,311	57,641	5.2%	3,404,039	3,346,398	-	0.0%
PACKAGE LIQUOR TAX (5 of 12 months)	289,490	247,485	322,360	(74,875)	-23.2%	706,125	781,000	-	0.0%
RESTAURANT TAX (5 of 12 months)	2,048,761	2,031,989	1,985,097	46,892	2.4%	5,394,092	5,347,200	-	0.0%
<b>TOTAL REVENUES</b>	<b>3,472,531</b>	<b>3,441,426</b>	<b>3,411,768</b>	<b>29,658</b>	<b>0.9%</b>	<b>9,504,256</b>	<b>9,474,598</b>	<b>-</b>	<b>0.0%</b>

Redevelopment Fund revenue is 0.9% over budget.

## CASINO TAX REVENUE PERFORMANCE

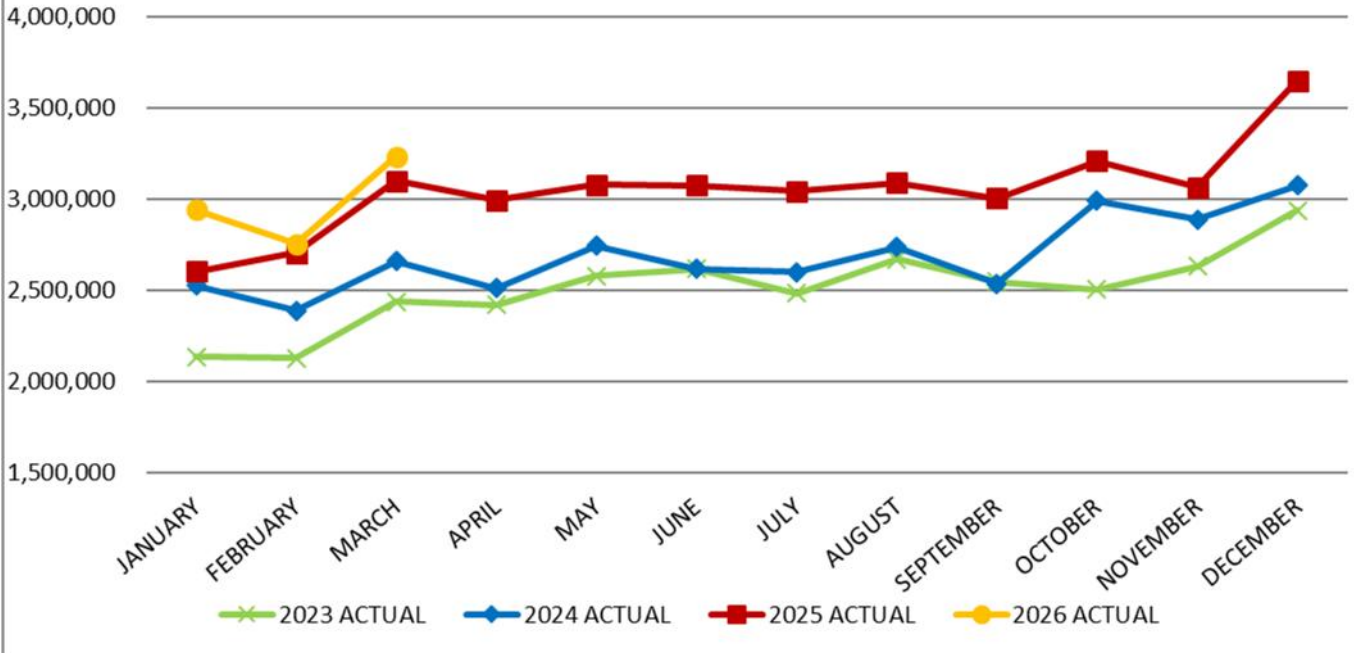
### CITY OF ROCKFORD CASINO TAX FUND

#### YEAR-TO-DATE FINANCIAL REPORT AS OF MAY 31, 2026

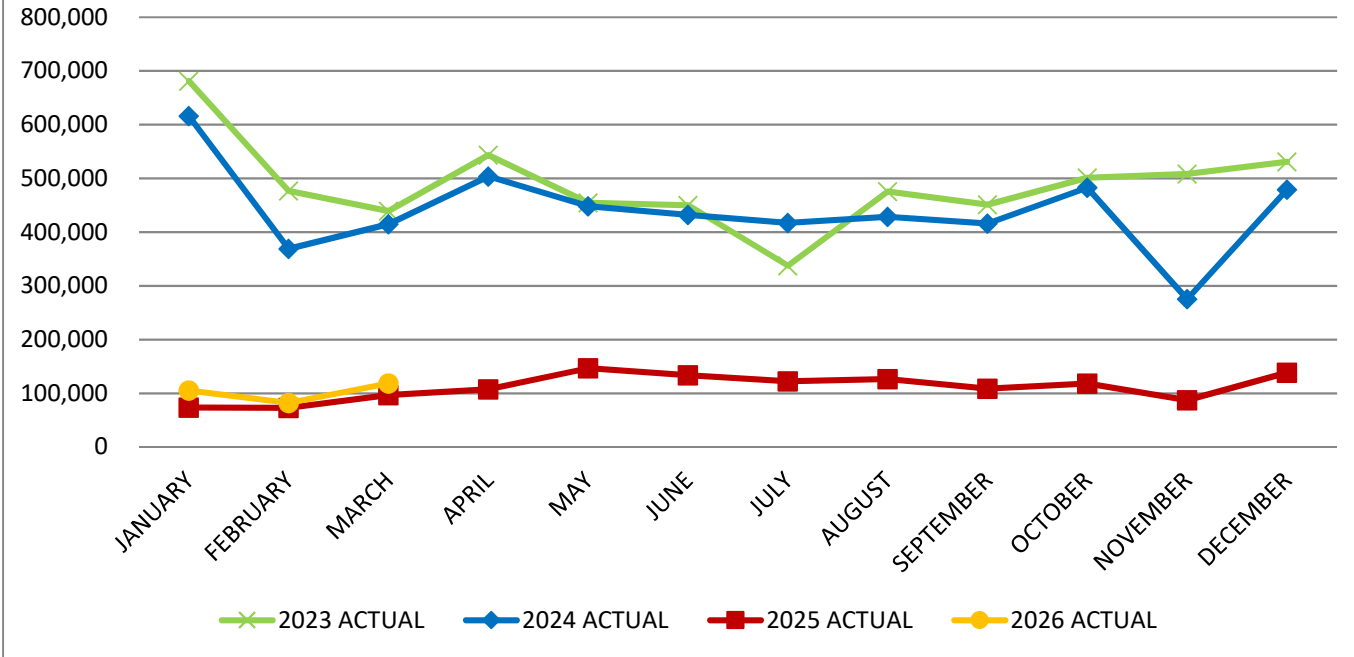
	5/31/2025 ACTUAL YTD	5/31/2026 ACTUAL YTD	YTD EXPECTED REVENUE	YTD OVER (UNDER) BUDGET	YTD OVER (UNDER) PERCENT	PROJECTED ANNUAL REVENUE	BUDGET ANNUAL BUDGET	PROJECTED OVER (UNDER) BUDGET	PROJECTED OVER (UNDER) PERCENT
CASINO TAX (4 OF 12 PAYMENTS)	1,994,372	2,143,827	2,105,269	38,558	1.8%	7,038,558	7,000,000	-	0.0%
<b>TOTAL REVENUES</b>	<b>1,994,372</b>	<b>2,143,827</b>	<b>2,105,269</b>	<b>38,558</b>	<b>1.8%</b>	<b>7,038,558</b>	<b>7,000,000</b>	<b>-</b>	<b>0.0%</b>

Casino Tax Fund revenue is 1.8% over budget, with the annual guarantee of \$7,000,000.

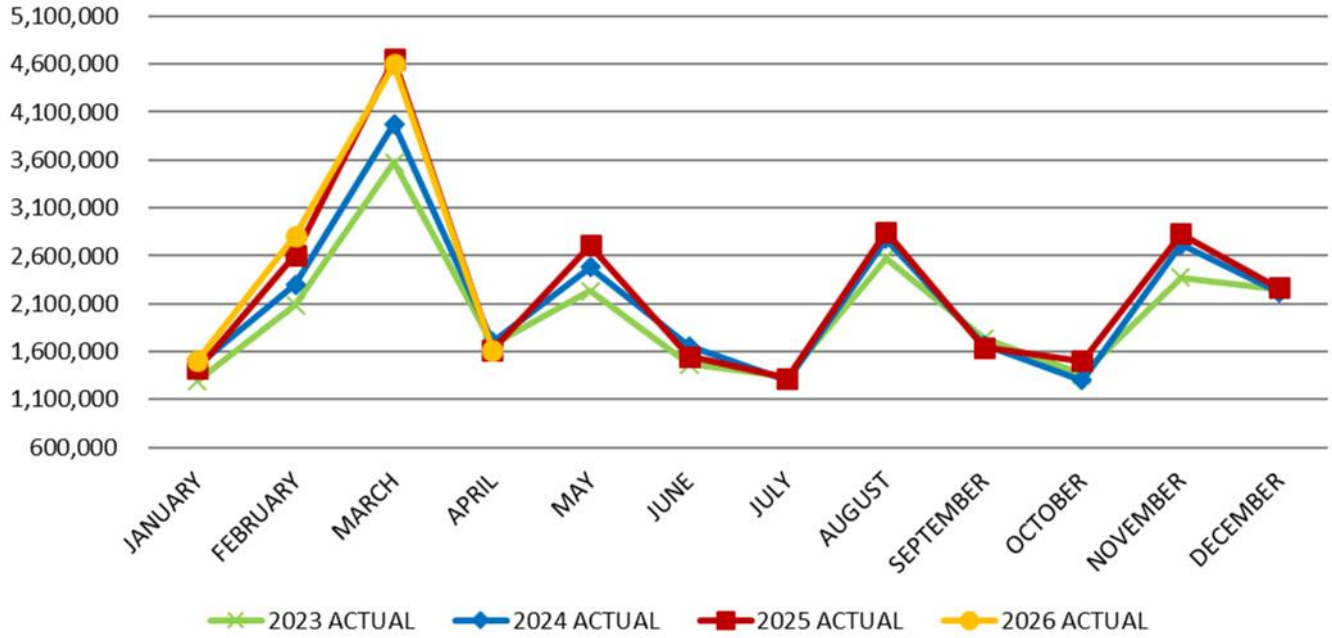
### Sales Tax Actual Revenue



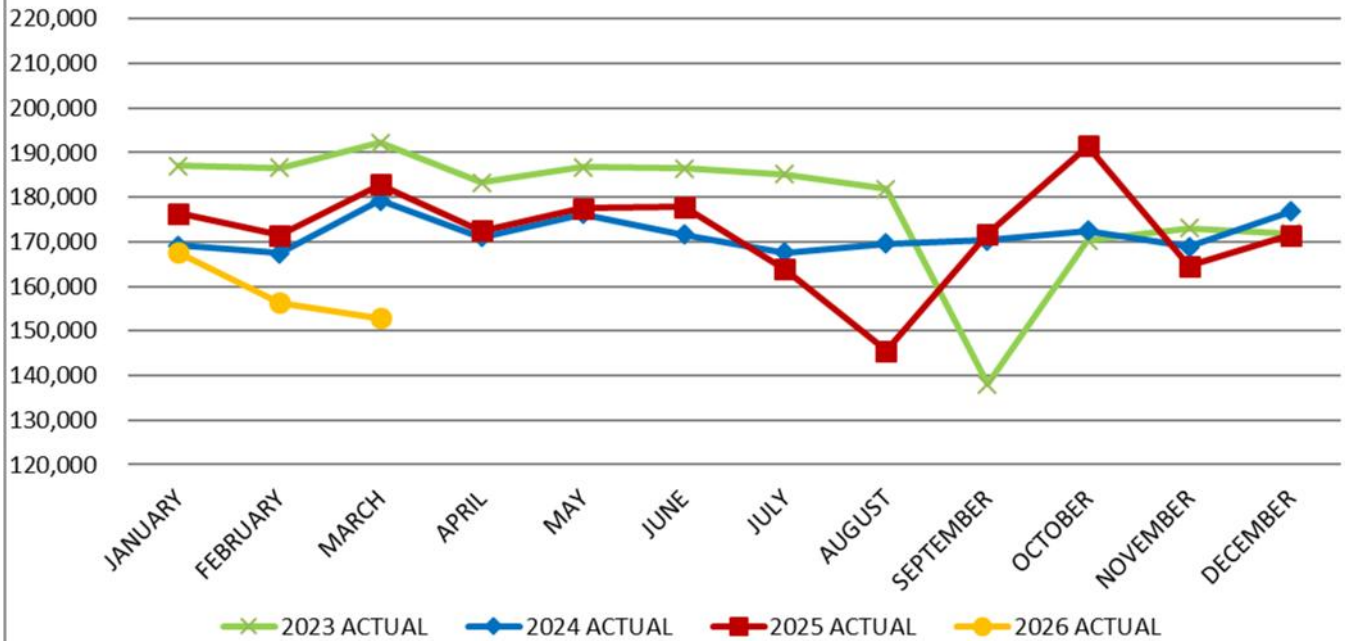
### Use Tax Actual Revenue



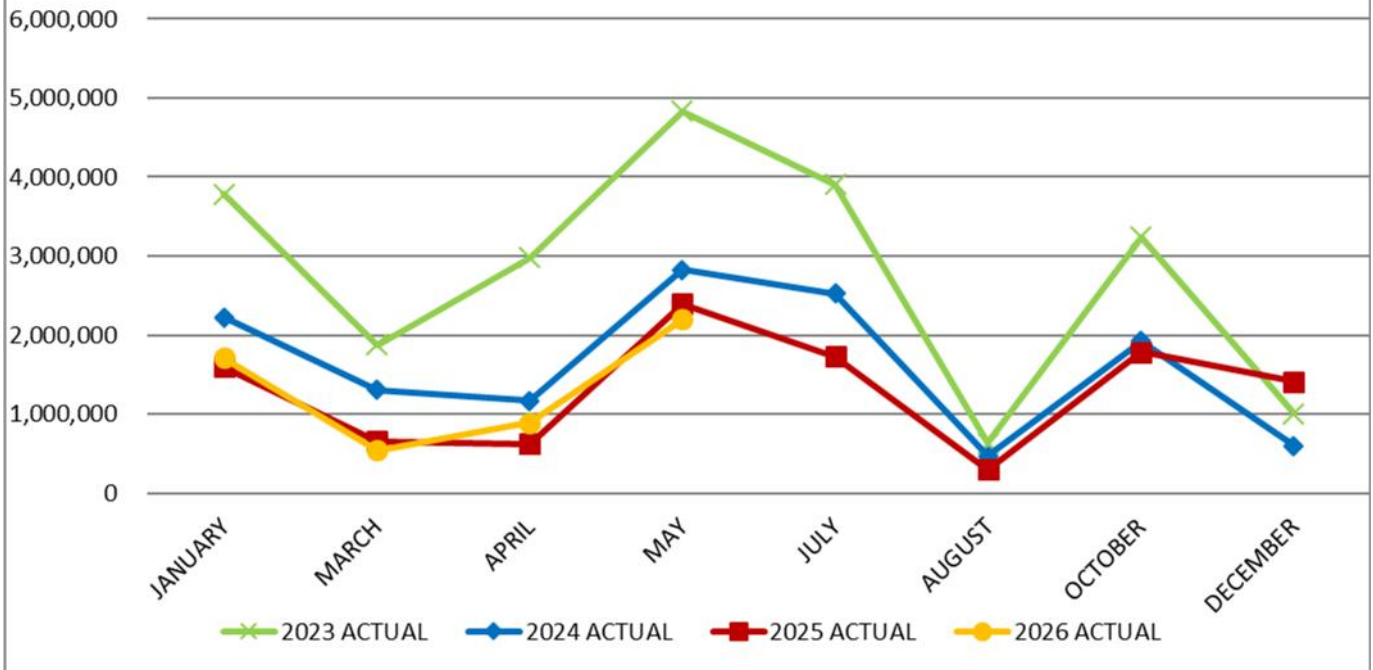
### Income Tax Actual Revenue



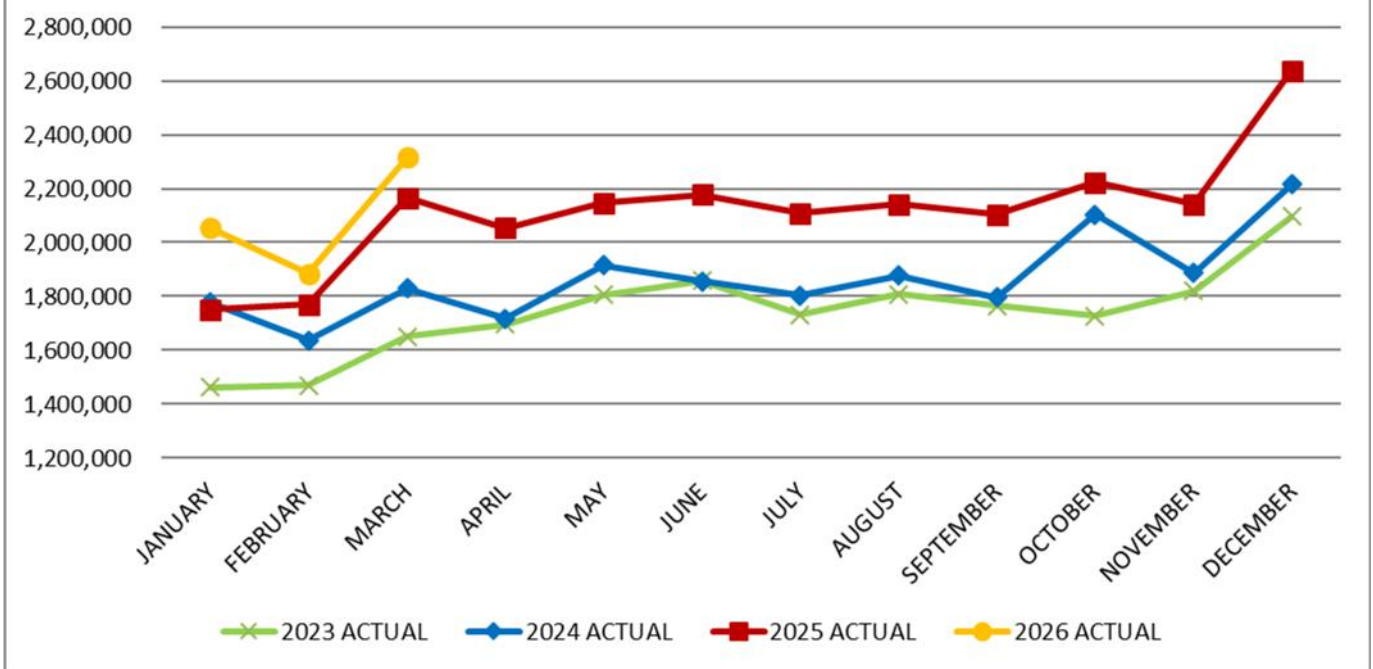
### Phone Tax Actual Revenue



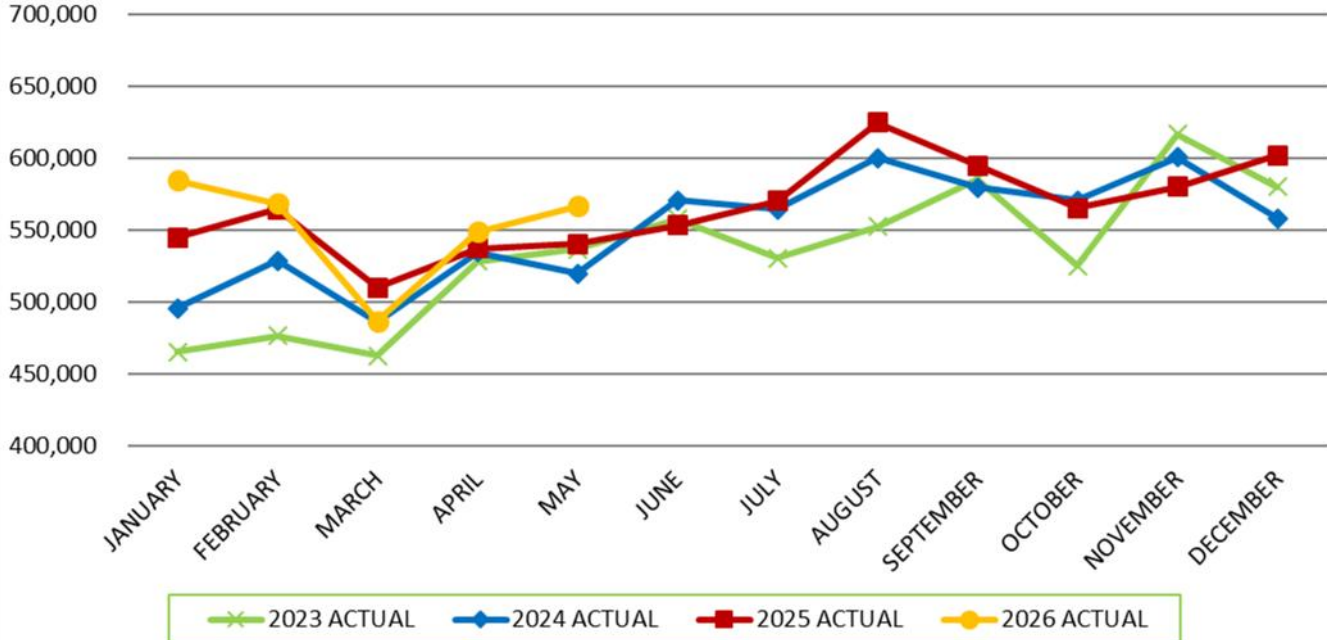
### Replacement Tax Actual Revenue



### CIP Sales Tax Actual Revenue



### Motor Fuel Tax Actual Revenue



**YTD BUDGET REPORT  
MAYOR'S OFFICE**

ACCOUNT	2026 BUDGET	5/31/2026 EXPENDITURES	41.7%	AVAILABLE BUDGET
			PERCENT EXPENDED	
71112 SALARIES PERMANENT	522,397	212,689	40.7%	309,708
71113 SALARIES TEMPORARY	30,000	540	1.8%	29,460
71251 IMRF	79,666	31,832	40.0%	47,834
71253 UNEMPLOYMENT	212	66	31.0%	146
71262 WORKMEN'S COMPENSATION	1,463	454	31.0%	1,009
71263 HEALTH INSURANCE	91,530	42,364	46.3%	49,166
71264 LIFE INSURANCE	440	90	20.4%	350
71271 PARKING BENEFITS	3,760	1,567	41.7%	2,193
71292 CELL PHONE ALLOWANCE	210	187	89.0%	23
<b>TOTAL PERSONNEL</b>	<b>729,678</b>	<b>289,788</b>	<b>39.7%</b>	<b>439,890</b>
72203 WIRELESS	9,000	2,510	27.9%	6,490
72204 TELEPHONE - VOIP	1,600	667	41.7%	933
72211 PRINTING & PUBLICATION	2,000	112	5.6%	1,888
72212 POSTAGE	50	-	0.0%	50
72214 TRAVEL	6,500	2,532	38.9%	3,968
72215 DUES	28,000	3,860	13.8%	24,140
72216 SUBSCRIPTIONS	2,500	1,159	46.4%	1,341
72218 SERVICE CONTRACTS	-	18	100.0%	(18)
72263 MICROCOMPUTER	62,100	25,875	41.7%	36,225
72264 VEHICLE REPAIRS	4,070	1,892	46.5%	2,178
72265 FUEL	3,650	1,358	37.2%	2,292
72267 RISK MANAGEMENT	9,623	4,010	41.7%	5,614
72271 RENTAL EQUIPMENT	2,465	572	23.2%	1,893
72272 RENTAL BUILDING	145,410	60,588	41.7%	84,823
72290 EDUCATION AND TRAINING	2,000	104	5.2%	1,896
72299 MISC CONTRACTUAL	80,000	11,811	14.8%	68,189
<b>TOTAL CONTRACTUAL</b>	<b>358,968</b>	<b>117,065</b>	<b>32.6%</b>	<b>241,903</b>
75524 CLOTHING	1,000	1,130	113.0%	(130)
75525 FOOD	9,500	4,655	49.0%	4,845
75560 OFFICE GENERAL SUPPLIES	4,000	989	24.7%	3,011
75561 PHOTOGRAPHY & REPRODUCTN	2,000	-	0.0%	2,000
75569 MISCELLANEOUS SUPPLIES	15,000	2,696	18.0%	12,304
<b>TOTAL SUPPLIES</b>	<b>31,500</b>	<b>9,470</b>	<b>30.1%</b>	<b>22,030</b>
77762 TRANS TO CAPITAL LEASE	3,885	1,619	41.7%	2,266
<b>TOTAL CAPITAL</b>	<b>3,885</b>	<b>1,619</b>	<b>41.7%</b>	<b>2,266</b>
<b>TOTAL MAYOR'S OFFICE</b>	<b>1,124,031</b>	<b>417,941</b>	<b>37.2%</b>	<b>706,090</b>

**YTD BUDGET REPORT  
CITY COUNCIL**

ACCOUNT	2026 BUDGET	5/31/2026 EXPENDITURES	41.7%	AVAILABLE BUDGET
			PERCENT EXPENDED	
71112 SALARIES PERMANENT	223,933	92,224	41.2%	131,709
71113 SALARIES TEMPORARY	350	-	0.0%	350
71251 IMRF	34,150	8,098	23.7%	26,052
71263 HEALTH INSURANCE	181,700	84,772	46.7%	96,928
71264 LIFE INSURANCE	1,540	135	8.7%	1,405
71271 PARKING BENEFITS	10,528	4,387	41.7%	6,141
<b>TOTAL PERSONNEL</b>	<b>452,201</b>	<b>189,616</b>	<b>41.9%</b>	<b>262,585</b>
72203 WIRELESS	9,000	2,927	32.5%	6,073
72211 PRINTING	300	-	0.0%	300
72214 TRAVEL	5,000	2,962	59.2%	2,039
72218 SERVICE CONTRACTS	120,000	30,000	25.0%	90,000
72263 MICROCOMPUTER	24,290	10,121	41.7%	14,169
72267 RISK MANAGEMENT	1,549	645	41.7%	904
72272 RENTAL BUILDING	59,410	24,754	41.7%	34,656
72290 EDUCATION AND TRAINING	4,700	-	0.0%	4,700
72299 MISCELLANEOUS CONTRACTUAL	-	800	100.0%	(800)
<b>TOTAL CONTRACTUAL</b>	<b>224,249</b>	<b>72,209</b>	<b>32.2%</b>	<b>152,040</b>
75524 CLOTHING	1,000	724	72.4%	276
75525 FOOD	8,100	1,724	21.3%	6,376
75560 OFFICE GENERAL SUPPLIES	250	-	0.0%	250
75569 MISCELLANEOUS SUPPLIES	500	-	0.0%	500
<b>TOTAL SUPPLIES</b>	<b>9,850</b>	<b>2,448</b>	<b>24.9%</b>	<b>7,402</b>
<b>TOTAL CITY COUNCIL</b>	<b>686,300</b>	<b>264,273</b>	<b>38.5%</b>	<b>422,027</b>

**YTD BUDGET REPORT  
LEGAL DEPARTMENT**

ACCOUNT	2026 BUDGET	5/31/2026 EXPENDITURES	41.7%	AVAILABLE BUDGET
			PERCENT EXPENDED	
71112 SALARIES PERMANENT	1,435,564	535,563	37.3%	900,001
71113 SALARIES TEMPORARY	31,500	2,322	7.4%	29,178
71122 SALARIES OVERTIME PERM	43,361	-	0.0%	43,361
71251 IMRF	223,506	80,277	35.9%	143,229
71253 UNEMPLOYMENT	838	309	36.9%	529
71262 WORKMEN'S COMPENSATION	4,127	1,549	37.5%	2,578
71263 HEALTH INSURANCE	372,750	146,279	39.2%	226,471
71264 LIFE INSURANCE	1,739	314	18.1%	1,425
71271 PARKING BENEFITS	11,853	4,939	41.7%	6,914
71292 CELL PHONE ALLOWANCE	442	187	42.3%	255
<b>TOTAL PERSONNEL</b>	<b>2,125,680</b>	<b>771,740</b>	<b>36.3%</b>	<b>1,353,940</b>
72203 WIRELESS	8,500	1,710	20.1%	6,790
72204 TELEPHONE VOIP	4,800	2,000	41.7%	2,800
72211 PRINTING & PUBLICATION	4,200	1,117	26.6%	3,083
72212 POSTAGE	700	172	24.5%	528
72214 TRAVEL	1,710	-	0.0%	1,710
72215 DUES	25,400	13,981	55.0%	11,419
72216 SUBSCRIPTIONS	12,600	2,089	16.6%	10,511
72217 ADVERTISING	300	-	0.0%	300
72218 SERVICE CONTRACTS	35,810	5,217	14.6%	30,593
72241 INSURANCE EXPENSE	150	-	0.0%	150
72255 MAINT - OFFICE & FURNITURE	-	160		
72263 MICROCOMPUTER	151,790	63,246	41.7%	88,544
72267 RISK MANAGEMENT	5,750	2,396	41.7%	3,354
72271 RENTAL EQUIPMENT	4,346	846	19.5%	3,500
72272 RENTAL BUILDING	145,410	60,587	41.7%	84,823
72281 PROF FEE LEGAL	241,000	1,891	0.8%	239,109
72290 EDUCATION AND TRAINING	10,500	325	3.1%	10,175
<b>TOTAL CONTRACTUAL</b>	<b>652,966</b>	<b>155,737</b>	<b>23.9%</b>	<b>497,389</b>
75509 BOOKS	25,000	3,597	14.4%	21,403
75520 SMALL EQUIPMENT AND TOOLS	500	539	107.8%	(39)
75525 FOOD	500	1,177	235.3%	(677)
75560 OFFICE GENERAL SUPPLIES	10,000	1,658	16.6%	8,342
75570 COMPUTER NONCAPITAL	5,000	158	3.2%	4,842
<b>TOTAL SUPPLIES</b>	<b>41,000</b>	<b>7,129</b>	<b>17.4%</b>	<b>33,871</b>
<b>TOTAL LEGAL DEPARTMENT</b>	<b>2,819,646</b>	<b>934,606</b>	<b>33.1%</b>	<b>1,885,200</b>

**YTD BUDGET REPORT  
FINANCE DEPARTMENT**

ACCOUNT	2026 BUDGET	5/31/2026 EXPENDITURES	41.7%	AVAILABLE BUDGET
			PERCENT EXPENDED	
71112 SALARIES PERMANENT	2,537,769	983,962	38.8%	1,553,807
71113 SALARIES TEMPORARY	12,500	1,125	9.0%	11,375
71122 SALARIES OVERTIME PERM	6,000	648	10.8%	5,352
71129 SALARIES ADJUSTMENT	(460,000)	-	0.0%	(460,000)
71181 AFSCME WELLNESS BONUS	551	-	0.0%	551
71251 IMRF	380,804	146,931	38.6%	233,873
71253 UNEMPLOYMENT	1,676	635	37.9%	1,041
71262 WORKMEN'S COMPENSATION	6,905	2,834	41.0%	4,071
71263 HEALTH INSURANCE	610,170	281,143	46.1%	329,027
71264 LIFE INSURANCE	3,692	683	18.5%	3,009
71271 PARKING BENEFITS	23,724	9,885	41.7%	13,839
71292 CELL PHONE ALLOWANCE	884	374	42.3%	510
<b>TOTAL PERSONNEL</b>	<b>3,124,675</b>	<b>1,428,221</b>	<b>45.7%</b>	<b>1,696,454</b>
72203 WIRELESS	3,710	704	19.0%	3,006
72204 TELEPHONE VOIP	8,810	3,671	41.7%	5,139
72211 PRINTING & PUBLICATION	3,500	115	3.3%	3,385
72212 POSTAGE	232,500	123,149	53.0%	109,351
72214 TRAVEL	2,250	2,136	94.9%	114
72215 DUES	3,675	-	0.0%	3,675
72216 SUBSCRIPTIONS	1,600	295	18.4%	1,305
72217 ADVERTISING	10,000	5,432	54.3%	4,568
72218 SERVICE CONTRACTS	368,800	69,792	18.9%	299,008
72263 MICROCOMPUTER	252,480	105,200	41.7%	147,280
72264 VEHICLE REPAIRS	500	-	0.0%	500
72267 RISK MANAGEMENT	38,367	15,986	41.7%	22,381
72270 CREDIT CARD SERVICE FEE	500,000	169,896	34.0%	330,104
72271 RENTAL EQUIPMENT	5,890	1,906	32.4%	3,984
72272 RENTAL BUILDING	262,640	109,433	41.7%	153,207
72282 PROF FEE AUDITING	10,990	4,579	41.7%	6,411
72288 PROF FEE MISC	100,000	5,750	5.8%	94,250
72290 EDUCATION AND TRAINING	12,350	4,302	34.8%	8,048
72292 CONSULTING FEE	14,000	-	0.0%	14,000
72299 MISCELLANEOUS CONTRACTUAL	43,000	846	2.0%	42,154
<b>TOTAL CONTRACTUAL</b>	<b>1,875,062</b>	<b>623,191</b>	<b>33.2%</b>	<b>1,251,871</b>
75520 SMALL EQUIPMENT AND TOOLS	100	-	0.0%	100
75524 CLOTHING	4,000	170	4.2%	3,830
75525 FOOD	6,400	406	6.3%	5,994
75560 OFFICE GENERAL SUPPLIES	28,250	10,540	37.3%	17,710
<b>TOTAL SUPPLIES</b>	<b>38,750</b>	<b>11,116</b>	<b>28.7%</b>	<b>27,634</b>

**YTD BUDGET REPORT  
FINANCE DEPARTMENT**

ACCOUNT	2026 BUDGET	5/31/2026 EXPENDITURES	41.7%	AVAILABLE BUDGET
			PERCENT EXPENDED	
76754 COMM DEVELOP PROJECT	100,000	-	0.0%	100,000
72302 TRANF TO TRANSIT SUBSIDY	1,869,000	778,750	41.7%	1,090,250
76790 MISCELLANEOUS	725,000	5,304	0.7%	719,696
76794 SALES TAX REBATE	237,000	-	0.0%	237,000
76796 IDOR COLLECTION ADMIN FEE	1,800	741	41.2%	1,059
77729 TRANF TO CPTL IMPROVE FD	1,500,000	895,409	59.7%	604,591
77733 TRANF TO BLDG MAINT	124,500	51,875	41.7%	72,625
<b>TOTAL OTHER</b>	<b>4,557,300</b>	<b>1,732,080</b>	<b>38.0%</b>	<b>2,825,220</b>
<b>TOTAL FINANCE DEPARTMENT</b>	<b>9,595,787</b>	<b>3,794,608</b>	<b>39.5%</b>	<b>5,801,179</b>

**YTD BUDGET REPORT  
HUMAN RESOURCES DEPARTMENT**

ACCOUNT	2026 BUDGET	5/31/2026 EXPENDITURES	41.7%	
			PERCENT EXPENDED	AVAILABLE BUDGET
71112 SALARIES PERMANENT	626,508	253,926	40.5%	372,582
71113 SALARARIES TEMPORARY	-	540	100.0%	(540)
71180 EMPLOYMENT AGENCY WAGES	2,800	-	0.0%	2,800
71251 IMRF/FICA	95,542	38,082	39.9%	57,460
71253 UNEMPLOYMENT	318	133	41.9%	185
71262 WORKMEN'S COMPENSATION	1,754	1,285	73.2%	469
71263 HEALTH INSURANCE	110,380	55,065	49.9%	55,315
71264 LIFE INSURANCE	660	116	17.6%	544
71271 PARKING BENEFITS	4,512	1,880	41.7%	2,632
<b>TOTAL PERSONNEL</b>	<b>842,474</b>	<b>351,028</b>	<b>41.7%</b>	<b>491,446</b>
72203 WIRELESS	5,300	463.73	8.7%	4,836
72204 TELEPHONE VOIP	2,140	892	41.7%	1,248
72211 PRINTING & PUBLICATION	8,600	-	0.0%	8,600
72212 POSTAGE	220	45	20.4%	175
72214 TRAVEL	8,000	2,055	25.7%	5,945
72215 DUES	4,300	480	11.2%	3,820
72216 SUBSCRIPTIONS	26,125	-	0.0%	26,125
72217 ADVERTISING	40,000	7,915	19.8%	32,085
72218 SERVICE CONTRACTS	160,000	64,817	40.5%	95,183
72255 MAINT-OFFICE & FURNITURE	500	-	0.0%	500
72263 MICROCOMPUTER	135,810	56,588	41.7%	79,223
72267 RISK MANAGEMENT	2,487	1,036	41.7%	1,451
72271 RENTAL EQUIPMENT	4,000	572	14.3%	3,428
72272 RENTAL BUILDING	69,240	28,850	41.7%	40,390
72281 PROF FEE LEGAL	1,500	-	0.0%	1,500
72284 PROF FEE MEDICAL	64,000	892	1.4%	63,108
72285 NEGOTIATIONS	500	-	0.0%	500
72288 MISC PROF FEES	22,500	3,767	16.7%	18,733
72290 EDUCATION AND TRAINING	150,000	62,586	41.7%	87,414
72299 MISCELLANEOUS CONTRACTUAL	55,000	4,490	8.2%	50,510
<b>TOTAL CONTRACTUAL</b>	<b>760,222</b>	<b>235,447</b>	<b>31.0%</b>	<b>524,775</b>
75509 BOOKS	500	95	18.9%	406
75524 CLOTHING	1,200	-	0.0%	1,200
75525 FOOD	5,000	278	5.6%	4,722
75560 OFFICE GENERAL SUPPLIES	10,500	4,076	38.8%	6,424
75561 PHOTOGRAPHY & REPRODUCTN	1,500	-	0.0%	1,500
<b>TOTAL SUPPLIES</b>	<b>18,700</b>	<b>4,448</b>	<b>23.8%</b>	<b>14,252</b>

TOTAL HUMAN RESOURCES DEPARTMENT	1,621,396	590,922	36.4%	1,030,474
----------------------------------	-----------	---------	-------	-----------

**YTD BUDGET REPORT  
BOARD OF ELECTIONS**

ACCOUNT	2026 BUDGET	5/31/2026 EXPENDITURES	41.7%	AVAILABLE BUDGET
			PERCENT USED	
71111 SALARIES ADMINISTRATION	11,218	-	0.0%	11,218
71112 SALARIES PERMANENT	188,738	59,729	31.6%	129,009
71113 SALARIES TEMPORARY	323,888	-	0.0%	323,888
71122 SALARIES OVERTIME PERM	25,500	5,385	21.1%	20,115
71123 SALARIES OVERTIME TEMP	11,000	-	0.0%	11,000
71180 EMPLOYEE AGENCY WAGES	15,000	-	0.0%	15,000
71251 IMRF	34,725	9,931	28.6%	24,794
71253 UNEMPLOYMENT	900	193	21.4%	707
71263 HEALTH INSURANCE	66,650	40,978	61.5%	25,673
<b>TOTAL PERSONNEL</b>	<b>677,619</b>	<b>116,214</b>	<b>17.2%</b>	<b>561,405</b>
72211 PRINTING & PUBLICATION	136,950	-	0.0%	136,950
72212 POSTAGE	52,000	-	0.0%	52,000
72213 TELEPHONE	1,300	-	0.0%	1,300
72214 TRAVEL	3,000	-	0.0%	3,000
72215 DUES	2,500	-	0.0%	2,500
72216 SUBSCRIPTIONS	1,000	-	0.0%	1,000
72217 ADVERTISING	45,900	-	0.0%	45,900
72231 UTILITIES-BLDG & OFF	21,300	277	1.3%	21,023
72241 INSURANCE EXPENSE	23,000	-	0.0%	23,000
72251 MAINT-BUILDING	6,500	-	0.0%	6,500
72255 MAINT-OFFICE & FURNITURE	5,000	-	0.0%	5,000
72259 CONTRACTED JANITORIAL SER	9,860	-	0.0%	9,860
72271 RENTAL EQUIPMENT	9,800	-	0.0%	9,800
72272 RENTAL BUILDING	4,800	-	0.0%	4,800
72281 PROF FEE LEGAL	36,000	-	0.0%	36,000
72282 PROF FEE AUDITING	10,000	-	0.0%	10,000
72295 GARBAGE - COMPOSTING	1,800	-	0.0%	1,800
72297 GARBAGE COLLECTION	1,800	-	0.0%	1,800
72299 MISCELLANEOUS CONTRACTUAL	532,210	300,000	56.4%	232,210
<b>TOTAL CONTRACTUAL</b>	<b>904,720</b>	<b>300,277</b>	<b>33.2%</b>	<b>604,443</b>
75520 SMALL EQUIPMENT AND TOOLS	5,500	-	0.0%	5,500
75546 JANITORIAL SUPPLIES	3,000	-	0.0%	3,000
75560 OFFICE GENERAL SUPPLIES	16,500	-	0.0%	16,500
75570 COMPUTER NONCAPITAL	32,500	-	0.0%	32,500
<b>TOTAL SUPPLIES</b>	<b>57,500</b>	<b>-</b>	<b>0.0%</b>	<b>57,500</b>
79920 OFFICE EQUIP & FURNT	50,000	-	0.0%	50,000
<b>TOTAL OTHER</b>	<b>50,000</b>	<b>-</b>	<b>0.0%</b>	<b>50,000</b>
<b>TOTAL BOARD OF ELECTIONS</b>	<b>1,689,839</b>	<b>416,492</b>	<b>24.6%</b>	<b>1,273,347</b>

**YTD BUDGET REPORT  
POLICE DEPARTMENT**

ACCOUNT	2026 BUDGET	5/31/2026 EXPENDITURES	41.7%	AVAILABLE BUDGET
			PERCENT EXPENDED	
71112 SALARIES PERMANENT	33,851,521	13,416,089	39.6%	20,435,432
71118 SEVERANCE PAY	265,000	283,767	107.1%	(18,767)
71119 OUT OF CLASS PAY	11,700	236	2.0%	11,464
71122 SALARIES OVERTIME PERM	4,488,765	1,150,186	25.6%	3,338,579
71133 POLICE ON-CALL	47,760	31,910	66.8%	15,850
71180 EMPLOYEE AGENCY WAGES	75,000	11,307	15.1%	63,693
71181 AFSCME WELLNESS BONUS	-	147	100.0%	(147)
71230 PENSION CONTRIBUTION	18,249,435	7,090,216	38.9%	11,159,219
71251 IMRF	931,320	374,939	40.3%	556,381
71253 UNEMPLOYMENT	18,454	7,062	38.3%	11,392
71262 WORKMEN'S COMPENSATION	1,146,585	537,312	46.9%	609,273
71263 HEALTH INSURANCE	7,177,977	3,075,398	42.8%	4,102,579
71264 LIFE INSURANCE	38,190	7,385	19.3%	30,805
71265 RETIREE HEALTH INSURANCE	182,000	-	0.0%	182,000
71272 CLOTHING ALLOWANCE	82,400	47,136	57.2%	35,264
71274 POWER TEST AWARD	75,000	-	0.0%	75,000
71290 PAGER ALLOWANCE	35,000	16,379	46.8%	18,621
<b>TOTAL PERSONNEL</b>	<b>66,676,107</b>	<b>26,049,471</b>	<b>39.1%</b>	<b>40,626,636</b>
72203 WIRELESS SERVICE	275,000	92,725	33.7%	182,275
72204 TELEPHONE-VOIP	49,910	20,796	41.7%	29,114
72211 PRINTING & PUBLICATION	30,100	2,179	7.2%	27,921
72212 POSTAGE	12,250	3,782	30.9%	8,468
72213 TELEPHONE	-	1,323	100.0%	(1,323)
72214 TRAVEL	68,750	34,718	50.5%	34,032
72215 DUES	17,450	3,735	21.4%	13,715
72216 SUBSCRIPTIONS	2,760	809	29.3%	1,951
72217 ADVERTISING	26,000	9,489	36.5%	16,511
72218 SERVICE CONTRACTS	3,118,018	2,269,902	72.8%	848,116
72219 OTHER CONTRACTUAL SERVICE	51,000	3,543	6.9%	47,458
72231 UTILITIES-BLDG & OFF	93,350	34,740	37.2%	58,610
72238 FEES	-	568	100.0%	(568)
72251 MAINT-BUILDING	80,000	-	0.0%	80,000
72252 MAINT-EQUIPMENT	30,600	1,800	5.9%	28,800
72257 MAINT-COMMUNICATION EQUIP	213,200	6,489	3.0%	206,711
72263 MICROCOMPUTER	2,730,070	1,137,529	41.7%	1,592,541
72264 VEHICLE REPAIRS	1,133,850	367,904	32.4%	765,946
72265 FUEL	803,790	345,262	43.0%	458,528
72266 VEHICLE VENDOR SERVICE	27,750	5,314	19.1%	22,436
72267 RISK MANAGEMENT	690,157	287,565	41.7%	402,592
72269 SERV CHARGE COMMUNICATION	4,812,415	2,005,173	41.7%	2,807,242

**YTD BUDGET REPORT  
POLICE DEPARTMENT**

ACCOUNT	2026 BUDGET	5/31/2026 EXPENDITURES	41.7%	AVAILABLE BUDGET
			PERCENT EXPENDED	
72270 CREDIT CARD SERVICE FEE	2,500	670	26.8%	1,830
72271 RENTAL EQUIPMENT	50,140	15,487	30.9%	34,653
72272 RENTAL BUILDING	631,010	262,921	41.7%	368,089
72284 PROF FEE MEDICAL	20,000	1,145	5.7%	18,856
72290 EDUCATION AND TRAINING	844,790	26,951	3.2%	817,839
72299 MISCELLANEOUS CONTRACTUAL	35,500	3,038	8.6%	32,462
73100 PASS THRU GRANT	-	227,481	100.0%	(227,481)
<b>TOTAL CONTRACTUAL</b>	<b>15,864,610</b>	<b>7,173,036</b>	<b>45.2%</b>	<b>8,691,574</b>
75509 BOOKS	1,550	-	0.0%	1,550
75520 SMALL EQUIPMENT AND TOOLS	498,535	63,247	12.7%	435,288
75521 MEDICINE AND DRUGS	21,500	1,206	5.6%	20,294
75524 CLOTHING	292,050	42,643	14.6%	249,407
75525 FOOD	39,900	7,079	17.7%	32,821
75527 LINENS AND LAUNDRY	4,000	-	0.0%	4,000
75545 MAINT-COMMUNICATIONS	11,900	-	0.0%	11,900
75546 MAINT-JANITORIAL & CLNG	900	-	0.0%	900
75560 OFFICE GENERAL SUPPLIES	28,650	9,559	33.4%	19,091
75561 PHOTOGRAPHY & REPRODUCTN	9,400	0	0.0%	9,400
75569 MISCELLANEOUS SUPPLIES	-	91	100.0%	(91)
75570 COMPUTER NONCAPITAL	160,306	110	0.1%	160,196
75590 BUILDING NONCAPITAL	10,000	-	0.0%	10,000
75592 EQUIP & FURNITURE NONCAPITAL	399,500	13,087	3.3%	386,413
<b>TOTAL SUPPLIES</b>	<b>1,478,191</b>	<b>137,022</b>	<b>9.3%</b>	<b>1,341,169</b>
76760 PROPERTY TAXES	40,000	-	0.0%	40,000
76790 MISCELLANEOUS	-	10,000	100.0%	(10,000)
77721 TRANSFER TO DEBT SERVICE	2,777,392	978,545	35.2%	1,798,847
77722 TRANSFERS TO OTHER FDS	406,240	-	0.0%	406,240
77762 TRANSFER TO CAPITAL FUND	1,101,744	459,060	41.7%	642,684
77768 TRANSFER TO SPEC REV FD	387,266	180,271	46.5%	206,995
<b>TOTAL OTHER</b>	<b>4,712,642</b>	<b>1,627,876</b>	<b>34.5%</b>	<b>3,084,766</b>
79922 VEHICLE & OPERATING EQUIP	3,102,348	98,594	3.2%	3,003,754
<b>TOTAL CAPITAL</b>	<b>3,102,348</b>	<b>98,594</b>	<b>3.2%</b>	<b>3,003,754</b>
<b>TOTAL POLICE DEPARTMENT</b>	<b>91,833,898</b>	<b>35,085,999</b>	<b>38.2%</b>	<b>56,747,899</b>

**YTD BUDGET REPORT  
FIRE DEPARTMENT**

	2026	5/31/2026	41.7%	AVAILABLE
	BUDGET	EXPENDED	PERCENT USED	BUDGET
71112 SALARIES PERMANENT	33,197,939	12,591,403	37.9%	20,606,536
71113 SALARIES TEMPORARY	48,000	15,330	31.9%	32,670
71118 SEVERANCE PAY	450,000	86,820	19.3%	363,180
71119 OUT OF CLASS PAY	168,000	81,386	48.4%	86,614
71122 SALARIES OVERTIME PERM	1,881,575	1,225,483	65.1%	656,092
71128 SALARY SAVINGS	(4,243,323)	-	0.0%	(4,243,323)
71181 AFSCME WELLNESS BONUS	200	-	0.0%	200
71230 PENSION CONTRIBUTION	21,565,213	8,985,505	41.7%	12,579,708
71251 IMRF/FICA	574,804	235,841	41.0%	338,963
71253 UNEMPLOYMENT	16,301	6,642	40.7%	9,659
71262 WORKMEN'S COMPENSATION	1,772,005	819,026	46.2%	952,979
71263 HEALTH INSURANCE	6,594,609	3,079,851	46.7%	3,514,758
71264 LIFE INSURANCE	33,831	6,898	20.4%	26,933
71265 RETIREE HEALTH INSURANCE	200,200	-	0.0%	200,200
71271 PARKING	47,058	19,608	41.7%	27,451
71272 CLOTHING ALLOWANCE	92,305	-	0.0%	92,305
71290 PAGER ALLOWANCE	56,000	30,386	54.3%	25,614
71292 CELL PHONE ALLOWANCE	500	-	0.0%	500
<b>TOTAL PERSONNEL</b>	<b>62,455,217</b>	<b>27,184,178</b>	<b>43.5%</b>	<b>35,271,039</b>
72203 WIRELESS SERVICE	60,000	23,608	39.3%	36,392
72204 TELEPHONE-VOIP	40,570	16,904	41.7%	23,666
72211 PRINTING & PUBLICATION	6,950	1,928	27.7%	5,022
72212 POSTAGE	5,500	729	13.3%	4,771
72213 TELEPHONE	38,200	11,938	31.3%	26,262
72214 TRAVEL	30,350	20,232	66.7%	10,118
72215 DUES	20,700	11,409	55.1%	9,291
72216 SUBSCRIPTIONS	14,500	5,047	34.8%	9,453
72217 ADVERTISING	1,000	-	0.0%	1,000
72218 SERVICE CONTRACTS	638,000	119,251	18.7%	518,750
72231 UTILITIES-BLDG & OFF	98,100	51,133	52.1%	46,967
72251 MAINT-BUILDING	1,200	291	24.2%	909
72252 MAINT-EQUIPMENT	5,000	3,061	61.2%	1,939
72257 MAINT-COMMUNICATION EQUIPMENT	5,000	(1,130)	-22.6%	6,130
72259 CONTRACTED JANITORIAL SERVICE	18,000	5,560	30.9%	12,440
72263 MICROCOMPUTER	963,530	401,471	41.7%	562,059
72264 VEHICLE REPAIRS	25,490	7,960	31.2%	17,530
72265 FUEL	408,150	172,951	42.4%	235,199
72266 VEHICLE VENDOR SERVICE	137,000	31,016	22.6%	105,984
72267 RISK MANAGEMENT	264,717	110,299	41.7%	154,418
72269 SERV CHARGE COMMUNICATION	1,234,124	514,218	41.7%	719,906
72271 RENTAL EQUIPMENT	12,000	3,835	32.0%	8,165

**YTD BUDGET REPORT  
FIRE DEPARTMENT**

	2026	5/31/2026	41.7%	AVAILABLE
	BUDGET	EXPENDED	PERCENT USED	BUDGET
72272 RENTAL BUILDING	390,100	162,541	41.7%	227,559
72274 RENTAL CAR CENTRAL GARAGE	-	1,586	100.0%	(1,586)
72283 ENGINEERING - DESIGN	-	1,418	100.0%	(1,418)
72284 PROF FEE MEDICAL	31,100	-	0.0%	31,100
72288 PROF FEES - MISCELLANEOUS	35,000	-	0.0%	35,000
72290 EDUCATION AND TRAINING	75,200	26,265	34.9%	48,935
72297 GARBAGE COLLECTION	18,000	7,555	42.0%	10,445
72299 MISCELLANEOUS CONTRACTUAL	30,500	(833)	-2.7%	31,333
73100 PASS THRU GRANT	-	153,604	100.0%	(153,604)
<b>TOTAL CONTRACTUAL</b>	<b>4,607,981</b>	<b>1,863,844</b>	<b>40.4%</b>	<b>2,744,137</b>
75509 BOOKS	10,000	246	2.5%	9,754
75520 SMALL EQUIPMENT AND TOOLS	381,130	130,310	34.2%	250,820
75521 MEDICINE AND DRUGS	120,020	54,628	45.5%	65,392
75524 CLOTHING	735,000	247,597	33.7%	487,403
75525 FOOD	9,000	4,810	53.4%	4,190
75526 FUEL AND LUBRICANTS	30,000	3,765	12.6%	26,235
75527 LINENS AND LAUNDRY	47,125	25,558	54.2%	21,567
75529 OTHER SUPPLIES	20,000	543	2.7%	19,457
75540 MAINT-BUILDING	10,000	1,220	12.2%	8,781
75541 MAINT- GROUND	23,000	945	4.1%	22,055
75543 MAINT-EQUIPMENT	202,850	19,806	9.8%	183,044
75544 MAINT-VEHICLES	500,500	155,819	31.1%	344,681
75545 MAINT-COMMUNICATIONS	20,000	-	0.0%	20,000
75546 MAINT-JANITORIAL & CLNG	63,000	18,474	29.3%	44,526
75560 OFFICE GENERAL SUPPLIES	50,100	28,670	57.2%	21,430
75561 PHOTOGRAPHY & REPRODUCTN	31,000	1,050	3.4%	29,950
75570 COMPUTER NONCAPITAL	645,378	143,247	22.2%	502,131
75592 EQUIP & FURNITURE NONCAPITAL	275,000	101,976	37.1%	173,024
<b>TOTAL SUPPLIES</b>	<b>3,173,103</b>	<b>938,664</b>	<b>29.6%</b>	<b>2,234,439</b>
76790 OTHER	-	1,424	100.0%	(1,424)
77721 TRANS TO DEBT SERVICE	382,994	159,648	41.7%	223,346
77762 TRANS TO CAPITAL LEASE	921,318	383,882	41.7%	537,436
<b>TOTAL OTHER</b>	<b>1,304,312</b>	<b>544,955</b>	<b>41.8%</b>	<b>759,357</b>
79911 BUILDING - IMPROVEMENT	-	260,745	100%	(260,745)
79922 VEHICLE & OPERATING EQUIP	1,189,480	851,959	71.6%	337,521
79938 CONSTRUCTION PROJECT	-	(19,867)	100%	19,867
<b>TOTAL CAPITAL</b>	<b>1,189,480</b>	<b>1,092,837</b>	<b>91.9%</b>	<b>96,643</b>
<b>TOTAL FIRE DEPARTMENT</b>	<b>72,730,093</b>	<b>31,624,479</b>	<b>43.5%</b>	<b>41,105,614</b>

**YTD BUDGET REPORT  
911 DIVISION**

	2026	5/31/2026	41.7%	AVAILABLE
	BUDGET	EXPENDED	PERCENT USED	BUDGET
71112 SALARIES PERMANENT	4,398,792	1,572,228	35.7%	2,826,564
71122 SALARIES OVERTIME PERM	700,000	365,289	52.2%	334,711
71181 AFSCME WELLNESS BONUS	850	291	34.2%	559
71251 IMRF/FICA	670,815	287,899	42.9%	382,916
71253 UNEMPLOYMENT	2,995	958	32.0%	2,037
71262 WORKMEN'S COMPENSATION	12,095	5,427	44.9%	6,668
71263 HEALTH INSURANCE	1,172,505	450,732	38.4%	721,773
71264 LIFE INSURANCE	6,270	1,024	16.3%	5,246
71272 CLOTHING ALLOWANCE	8,500	-	0.0%	8,500
71292 CELL PHONE ALLOWANCE	1,000	374	37.4%	626
<b>TOTAL PERSONNEL</b>	<b>6,973,822</b>	<b>2,684,223</b>	<b>38.5%</b>	<b>4,289,599</b>
72203 WIRELESS SERVICE	2,900	1,552	53.5%	1,348
72211 PRINTING & PUBLICATION	1,000	-	0.0%	1,000
72212 POSTAGE	100	-	0.0%	100
72214 TRAVEL	500	-	0.0%	500
72215 DUES	500	436	87.2%	64
72216 SUBSCRIPTIONS	300	-	0.0%	300
72218 SERVICE CONTRACTS	4,000	1,656	41.4%	2,344
72251 MAINT-BUILDING	2,500	-	0.0%	2,500
72263 MICROCOMPUTER	283,100	117,958	41.7%	165,142
72267 RISK MANAGEMENT	31,314	13,048	41.7%	18,267
72271 RENTAL EQUIPMENT	5,000	864	17.3%	4,136
72282 PROF FEE AUDITING	6,100	-	0.0%	6,100
72290 EDUCATION AND TRAINING	5,200	-	0.0%	5,200
72292 CONSULTING FEE	200	-	0.0%	200
72299 MISCELLANEOUS CONTRACTUAL	50,000	925	1.9%	49,075
<b>TOTAL CONTRACTUAL</b>	<b>392,714</b>	<b>136,439</b>	<b>34.7%</b>	<b>256,275</b>
75520 SMALL EQUIPMENT AND TOOLS	4,000	-	0.0%	4,000
75524 CLOTHING	23,000	3,497	15.2%	19,503
75525 FOOD	200	-	0.0%	200
75527 LINENS AND LAUNDRY	100	-	0.0%	100
75546 MAINT-JANITORIAL & CLNG	200	428	213.9%	(228)
75560 OFFICE GENERAL SUPPLIES	2,000	556	27.8%	1,444
75570 COMPUTER NON-CAPITAL	15,000	-	0.0%	15,000
<b>TOTAL SUPPLIES</b>	<b>44,500</b>	<b>4,481</b>	<b>10.1%</b>	<b>40,019</b>
76780 DEPRECIATION	9,837	-	0.0%	9,837
<b>TOTAL OTHER</b>	<b>9,837</b>	<b>-</b>	<b>0.0%</b>	<b>9,837</b>
<b>TOTAL 911 DIVISION</b>	<b>7,420,873</b>	<b>2,825,142</b>	<b>38.1%</b>	<b>4,595,731</b>

**YTD BUDGET REPORT  
BOARD OF FIRE & POLICE COMMISSIONERS**

ACCOUNT	2026 BUDGET	5/31/2026 EXPENDITURES	41.7%	AVAILABLE BUDGET
			PERCENT EXPENDED	
71113 SALARIES TEMPORARY	60,000	27,809	46.3%	32,191
71251 IMRF	6,581	2,127	32.3%	4,454
71253 UNEMPLOYMENT	106	32	30.0%	74
71262 WORKMEN'S COMPENSATION	4,100	1,888	46.1%	2,212
<b>TOTAL PERSONNEL</b>	<b>70,787</b>	<b>31,856</b>	<b>45.0%</b>	<b>38,931</b>
72211 PRINTING & PUBLICATION	1,000	-	0.0%	1,000
72215 DUES	375	-	0.0%	375
72217 ADVERTISING	20,000	-	0.0%	20,000
72218 SERVICE CONTRACTS	82,600	67,685	81.9%	14,915
72219 OTHER CONTRACTUAL	10,500	2,625	25.0%	7,875
72272 RENTAL BUILDING	100	42	41.7%	58
72281 PROF FEE LEGAL	1,000	8,904	890.4%	(7,904)
72284 PROF FEE MEDICAL	14,900	108	0.7%	14,792
72290 EDUCATION AND TRAINING	2,500	-	0.0%	2,500
72292 CONSULTING FEE	120,000	18,489	15.4%	101,511
72299 MISCELLANEOUS CONTRACTUAL	2,500	-	0.0%	2,500
<b>TOTAL CONTRACTUAL</b>	<b>255,475</b>	<b>97,853</b>	<b>38.3%</b>	<b>157,622</b>
75520 SMALL EQUIPMENT AND TOOLS	300	-	0.0%	300
75509 BOOKS	-	772	100.0%	(772)
75525 FOOD	1,000	71	7.1%	929
75560 OFFICE GENERAL SUPPLIES	200	-	0.0%	200
<b>TOTAL SUPPLIES</b>	<b>1,500</b>	<b>844</b>	<b>56.3%</b>	<b>656</b>
<b>TOTAL BFPC</b>	<b>327,762</b>	<b>130,553</b>	<b>39.8%</b>	<b>197,209</b>

**YTD BUDGET REPORT  
COMMUNITY DEVELOPMENT ADMINISTRATION**

ACCOUNT	2026 BUDGET	5/31/2026 EXPENSES	41.7%	AVAILABLE BUDGET
			PERCENT USED	
71112 SALARIES PERMANENT	241,829	124,994	51.7%	116,835
71251 IMRF	36,878	18,680	50.7%	18,198
71253 UNEMPLOYMENT	117	63	54.1%	54
71262 WORKMEN'S COMPENSATION	1,664	2,072	124.5%	(408)
71263 HEALTH INSURANCE	40,722	33,832	83.1%	6,890
71264 LIFE INSURANCE	242	67	27.9%	175
71271 PARKING BENEFITS	1,654	689	41.7%	965
<b>TOTAL PERSONNEL</b>	<b>323,106</b>	<b>180,398</b>	<b>55.8%</b>	<b>142,708</b>
72203 WIRELESS	1,457	1,175	80.7%	282
72204 TELEPHONE-VOIP	530	221	41.7%	309
72211 PRINTING & PUBLICATION	2,092	-	0.0%	2,092
72212 POSTAGE	30	3	8.3%	28
72214 TRAVEL	2,590	809	31.2%	1,781
72215 DUES	2,550	225	8.8%	2,325
72216 SUBSCRIPTIONS	300	1,979	659.6%	(1,679)
72218 SERVICE CONTRACTS	13,410	175	1.3%	13,235
72263 MICROCOMPUTER	66,360	27,650	41.7%	38,710
72264 VEHICLE REPAIRS	4,270	1,589	37.2%	2,681
72265 FUEL	2,570	818	31.8%	1,752
72266 VEHICLE VENDOR SERVICE	8,000	-	0.0%	8,000
72267 RISK MANAGEMENT	1,221	509	41.7%	712
72271 RENTAL EQUIPMENT	312	2,317	742.6%	(2,005)
72272 RENTAL BUILDING	7,650	3,188	41.7%	4,463
72290 EDUCATION AND TRAINING	5,100	3,358	65.8%	1,742
72299 MISCELLANEOUS CONTRACTUAL	20,000	-	0.0%	20,000
<b>TOTAL CONTRACTUAL</b>	<b>138,442</b>	<b>44,015</b>	<b>31.8%</b>	<b>94,427</b>
75509 BOOKS	25	-	0.0%	25
75520 SMALL EQUIPMENT AND TOOLS	620	-	0.0%	620
75525 FOOD	5,000	559	11.2%	4,441
75560 OFFICE GENERAL SUPPLIES	1,500	297	19.8%	1,203
75565 PUBLIC RELATIONS	5,000	-	0.0%	5,000
75570 COMPUTER NONCAPITAL	2,000	557	27.9%	1,443
75592 EQUIP & FURNITURE NONCAPITAL	3,115	-	0.0%	3,115
75599 MISCELLANEOUS SUPPLIES	4,000	-	0.0%	4,000
<b>TOTAL SUPPLIES</b>	<b>21,260</b>	<b>1,414</b>	<b>6.7%</b>	<b>19,201</b>
76709 LOANS AND GRANTS	0	62,514	100.0%	(62,514)
76790 MISCELLANEOUS	5,000	0	0.0%	5,000
<b>TOTAL OTHER</b>	<b>5,000</b>	<b>62,514</b>	<b>1250.3%</b>	<b>(57,514)</b>
<b>TOTAL CD ADMIN</b>	<b>487,808</b>	<b>288,340</b>	<b>59.1%</b>	<b>198,823</b>

**YTD BUDGET REPORT**  
**CONSTRUCTION AND DEVELOPMENT SERVICES DIVISION**

ACCOUNT	2026 BUDGET	5/31/2026 EXPENDED	41.7%	AVAILABLE BUDGET
			PERCENT USED	
71112 SALARIES PERMANENT	1,651,047	590,275	35.8%	1,060,772
71113 SALARIES TEMPORARY	32,500	11,773	36.2%	20,727
71122 SALARIES OVERTIME PERM	49,000	16,576	33.8%	32,424
71180 EMPLOYEE AGENCY WAGES	52,500	15,753	30.0%	36,747
71181 AFSCME WELLNESS BONUS	-	152	100.0%	(152)
71251 IMRF	240,786	98,939	41.1%	141,847
71253 UNEMPLOYMENT	1,918	444	23.1%	1,474
71262 WORKMEN'S COMPENSATION	46,173	17,386	37.7%	28,787
71263 HEALTH INSURANCE	386,425	154,834	40.1%	231,591
71264 LIFE INSURANCE	2,436	434	17.8%	2,002
71271 PARKING BENEFITS	16,360	6,817	41.7%	9,543
71292 CELL PHONE ALLOWANCE	500	187	37.4%	313
<b>TOTAL PERSONNEL</b>	<b>2,479,645</b>	<b>913,570</b>	<b>36.8%</b>	<b>1,565,762</b>
72203 WIRELESS	18,624	2,853	15.3%	15,771
72204 TELEPHONE-VOIP	13,610	5,671	41.7%	7,939
72211 PRINTING & PUBLICATION	7,644	501	6.6%	7,143
72212 POSTAGE	6,242	1,734	27.8%	4,508
72214 TRAVEL	11,781	260	2.2%	11,521
72215 DUES	5,676	2,880	50.7%	2,796
72216 SUBSCRIPTIONS	4,320	2,152	49.8%	2,168
72218 SERVICE CONTRACTS	717,945	214,322	29.9%	503,623
72260 CLEANUPS	260,100	71,020	27.3%	189,080
72261 DEMOLITION	372,533	280,613	75.3%	91,920
72263 MICROCOMPUTER	270,870	112,863	41.7%	158,008
72264 VEHICLE REPAIRS	45,600	15,351	33.7%	30,249
72265 FUEL	19,860	7,571	38.1%	12,289
72267 RISK MANAGEMENT	41,054	17,106	41.7%	23,948
72271 RENTAL EQUIPMENT	4,889	856	17.5%	4,033
72272 RENTAL BUILDING	138,480	57,700	41.7%	80,780
72274 RENTAL CAR-ENTERPRISE LEASE	22,361	7,131	31.9%	15,230
72281 PROF FEE LEGAL	40,000	10,545	26.4%	29,455
72290 EDUCATION AND TRAINING	22,614	4,750	21.0%	17,865
72292 CONSULTING FEE	15,000	-	0.0%	15,000
72297 COLLECTION	11,523,500	4,876,142	42.3%	6,647,358
<b>TOTAL CONTRACTUAL</b>	<b>13,562,703</b>	<b>5,692,020</b>	<b>42.0%</b>	<b>7,870,683</b>
75520 SMALL EQUIPMENT AND TOOLS	4,964	161	3.2%	4,803
75524 CLOTHING	6,000	125	2.1%	5,875
75525 FOOD	1,500	97	6.4%	1,403
75546 MAINT-JANITORIAL & CLNG	357	114	31.9%	243

**YTD BUDGET REPORT**  
**CONSTRUCTION AND DEVELOPMENT SERVICES DIVISION**

ACCOUNT	2026	5/31/2026	41.7%	AVAILABLE
	BUDGET	EXPENDED	PERCENT USED	BUDGET
75560 OFFICE GENERAL SUPPLIES	7,283	1,821	25.0%	5,462
75570 COMPUTER NONCAPITAL	16,190	428	2.6%	15,762
75590 BUILDINGS & IMPROV NONCAPITAL	-	7,527	100.0%	(7,527)
75592 EQUIP & FURNITURE NONCAPITAL	4,131	-	0.0%	4,131
<b>TOTAL SUPPLIES</b>	<b>40,425</b>	<b>10,273</b>	<b>25.4%</b>	<b>33,548</b>
76709 LOANS AND GRANTS	-	39,962	100.0%	(39,962)
76730 BILL ASSISTANCE	19,730	3,811	19.3%	15,919
76760 PROPERTY TAXES	6,300	-	0.0%	6,300
77762 TRANF TO CAPITAL LEASE FUND	30,000	8,221	27.4%	21,779
<b>TOTAL OTHER</b>	<b>56,030</b>	<b>51,994</b>	<b>92.8%</b>	<b>4,036</b>
<b>TOTAL CONST &amp; DEV SERVICES</b>	<b>16,138,803</b>	<b>6,667,856</b>	<b>41.3%</b>	<b>9,474,030</b>

**YTD BUDGET REPORT  
PLANNING DIVISION**

	2026	5/31/2026	41.7%	AVAILABLE
ACCOUNT	BUDGET	EXPENSES	PERCENT USED	BUDGET
71112 SALARIES PERMANENT	871,916	281,242	32.3%	590,674
71122 SALARIES OVERTIME	-	240	100.0%	(240)
71251 IMRF	131,579	41,966	31.9%	89,613
71253 UNEMPLOYMENT	506	152	30.1%	354
71262 WORKMEN'S COMPENSATION	9,902	3,341	33.7%	6,561
71263 HEALTH INSURANCE	198,954	77,306	38.9%	121,648
71264 LIFE INSURANCE	996	162	16.2%	834
71271 PARKING BENEFITS	7,111	2,963	41.7%	4,148
<b>TOTAL PERSONNEL</b>	<b>1,220,964</b>	<b>407,372</b>	<b>33.4%</b>	<b>813,592</b>
72203 WIRELESS	2,684	367	13.7%	2,317
72204 TELEPHONE-VOIP	1,070	446	41.7%	624
72211 PRINTING & PUBLICATION	4,520	238	5.3%	4,282
72212 POSTAGE	624	208	33.3%	416
72214 TRAVEL	2,231	905	40.6%	1,326
72215 DUES	3,825	1,413	36.9%	2,413
72216 SUBSCRIPTIONS	51	4,014	7870.0%	(3,963)
72217 ADVERTISING	1,000	-	0.0%	1,000
72218 SERVICE CONTRACTS	297,510	59,815	20.1%	237,695
72219 OTHER SERVICE CONTRACTS	2,100	375	17.9%	1,725
72263 MICROCOMPUTER	90,490	37,704	41.7%	52,786
72264 VEHICLE REPAIRS	2,150	313	14.5%	1,837
72265 FUEL	150	-	0.0%	150
72267 RISK MANAGEMENT	3,592	1,497	41.7%	2,095
72271 RENTAL EQUIPMENT	2,101	637	30.3%	1,464
72272 RENTAL BUILDING	7,650	3,188	41.7%	4,463
72281 PROF FEE LEGAL	510	-	0.0%	510
72290 EDUCATION & TRAINING	5,462	1,702	31.2%	3,760
<b>TOTAL CONTRACTUAL</b>	<b>427,720</b>	<b>112,821</b>	<b>26.4%</b>	<b>314,899</b>
75520 SMALL EQUIPMENT AND TOOLS	200	-	0.0%	200
75525 FOOD	408	258	63.2%	150
75546 MAINT-JANITORIAL & CLNG	50	-	0.0%	50
75560 OFFICE GENERAL SUPPLIES	1,080	223	20.7%	857
75570 COMPUTER NON-CAPITAL	3,080	-	0.0%	3,080
75592 EQUIP & FURNITURE NONCAPITAL	255	-	0.0%	255
<b>TOTAL SUPPLIES</b>	<b>5,073</b>	<b>481</b>	<b>9.5%</b>	<b>4,592</b>
<b>TOTAL PLANNING</b>	<b>1,653,757</b>	<b>520,673</b>	<b>31.5%</b>	<b>1,133,084</b>

**YTD BUDGET REPORT  
PW ADMINISTRATION**

ACCOUNTS	2026 BUDGET	5/31/2026 EXPENDED	41.7% PERCENT USED	AVAILABLE BUDGET
71112 SALARIES PERMANENT	767,328	274,731	35.8%	492,597
71122 SALARIES OVERTIME PERM	5,000	1,597	31.9%	3,403
71181 AFSCME WELLNESS BONUS	350	133	38.0%	217
71251 IMRF	117,018	41,394	35.4%	75,624
71253 UNEMPLOYMENT	424	142	33.6%	282
71262 WORKMEN'S COMPENSATION	2,112	774	36.7%	1,338
71263 HEALTH INSURANCE	163,870	61,585	37.6%	102,285
71264 LIFE INSURANCE	880	126	14.3%	754
71271 PARKING BENEFITS	1,504	626	41.6%	878
<b>TOTAL PERSONNEL</b>	<b>1,058,486</b>	<b>381,109</b>	<b>36.0%</b>	<b>677,377</b>
72203 WIRELESS SERVICE	3,950	2,046	51.8%	1,904
72204 TELEPHONE-VOIP	1,330	554	41.7%	776
72211 PRINTING & PUBLICATION	400	-	0.0%	400
72212 POSTAGE	50	-	0.0%	50
72214 TRAVEL	1,700	330	19.4%	1,370
72215 DUES	1,200	500	41.7%	700
72216 SUBSCRIPTIONS	1,050	683	65.1%	367
72218 SERVICE CONTRACTS	-	95	100.0%	(95)
72252 MAINT-EQUIPMENT	8,000	3,337	41.7%	4,663
72263 MICROCOMPUTER	86,860	36,192	41.7%	50,668
72264 VEHICLE REPAIRS	15,590	6,708	43.0%	8,882
72265 FUEL	3,420	1,951	57.0%	1,469
72267 RISK MANAGEMENT	3,290	1,371	41.7%	1,919
72271 RENTAL EQUIPMENT	2,850	575	20.2%	2,275
72272 RENTAL BUILDING	45,180	18,825	41.7%	26,355
72288 PROF FEES - MISC	30,000	-	0.0%	30,000
72290 EDUCATION AND TRAINING	5,500	944	17.2%	4,556
<b>TOTAL CONTRACTUAL</b>	<b>210,370</b>	<b>74,109</b>	<b>35.2%</b>	<b>136,261</b>
75501 PUBLIC WORKS	10,000	5,633	56.3%	4,367
75520 SMALL EQUIPMENT AND TOOLS	25,000	10,270	41.1%	14,730
75524 CLOTHING	2,600	-	0.0%	2,600
75525 FOOD	3,000	362	12.1%	2,638
75526 FUEL AND LUBRICANTS	1,000	244	24.4%	756
75527 LINENS AND LAUNDRY	1,500	377	25.1%	1,123
75543 MAINT-EQUIPMENT	1,000	524	52.4%	476
75560 OFFICE GENERAL SUPPLIES	2,800	642	22.9%	2,158
75561 PHOTOGRAPHY & REPRODUCTN	500	-	0.0%	500
75565 PUBLIC RELATIONS	3,500	-	0.0%	3,500
75570 COMPUTER NONCAPITAL	3,000	-	0.0%	3,000

**YTD BUDGET REPORT  
PW ADMINISTRATION**

	2026	5/31/2026	41.7% PERCENT USED	AVAILABLE BUDGET
ACCOUNTS	BUDGET	EXPENDED		
75592 FURNITURE AND EQUIPMENT NONCAPITAL	5,700	2,265	39.7%	3,435
TOTAL SUPPLY	59,600	20,316	34.1%	39,284
77762 TRANS TO CAPITAL LEASE FUND	3,723	1,551	41.7%	2,172
TOTAL OTHER	3,723	1,551	41.7%	2,172
TOTAL PW ADMIN	1,332,179	477,085	35.8%	855,094

**YTD BUDGET REPORT  
ENGINEERING DIVISION**

	2026	5/31/2026	41.7%	AVAILABLE
	BUDGET	EXPENDED	PERCENT USED	BUDGET
71112 SALARIES PERMANENT	1,301,591	397,128	30.5%	904,463
71113 SALARIES TEMPORARY	70,000	21,372	30.5%	48,628
71251 IMRF	198,491	62,573	31.5%	135,918
71253 UNEMPLOYMENT	779	270	34.6%	509
71262 WORKMEN'S COMPENSATION	16,241	6,890	42.4%	9,351
71263 HEALTH INSURANCE	222,058	85,372	38.4%	136,686
71264 LIFE INSURANCE	1,616	268	16.6%	1,348
71271 PARKING BENEFITS	11,047	4,603	41.7%	6,444
<b>TOTAL PERSONNEL</b>	<b>1,821,823</b>	<b>578,476</b>	<b>31.8%</b>	<b>1,243,347</b>
72203 WIRELESS SERVICE	9,800	3,336	34.0%	6,464
72204 TELEPHONE-VOIP	3,200	1,333	41.7%	1,867
72211 PRINTING & PUBLICATION	3,250	766	23.6%	2,484
72212 POSTAGE	100	-	0.0%	100
72214 TRAVEL	400	1,738	434.5%	(1,338)
72215 DUES	2,400	269	11.2%	2,131
72216 SUBSCRIPTIONS	200	30	15.1%	170
72218 SERVICE CONTRACTS	123,000	696	0.6%	122,304
72231 UTILITIES-BLDG & OFF	9,500	1,858	19.6%	7,642
72252 MAINT-EQUIPMENT	1,950	580	29.7%	1,370
72263 MICROCOMPUTER	157,040	65,433	41.7%	91,607
72264 VEHICLE REPAIRS	8,590	3,073	35.8%	5,517
72265 FUEL	3,280	1,297	39.5%	1,983
72267 RISK MANAGEMENT	12,568	5,236	41.7%	7,332
72271 RENTAL EQUIPMENT	6,000	2,174	36.2%	3,826
72272 RENTAL BUILDING	47,980	20,417	42.6%	27,563
72273 RENTAL LAND	4,000	1,547	38.7%	2,453
72274 RENTAL CAR CENTRAL GARAGE	24,500	11,154	45.5%	13,346
72290 EDUCATION AND TRAINING	25,000	24,934	99.7%	66
<b>TOTAL CONTRACTUAL</b>	<b>442,758</b>	<b>145,873</b>	<b>32.9%</b>	<b>296,885</b>
75501 PUBLIC WORKS	500	-	0.0%	500
75502 WATER SUPPLIES & MATERIAL	200	-	0.0%	200
75520 SMALL EQUIPMENT AND TOOLS	57,900	42,918	74.1%	14,982
75524 CLOTHING	1,300	-	0.0%	1,300
75525 FOOD	2,100	132	6.3%	1,968
75543 MAINT-EQUIPMENT	0	71	100.0%	(71)
75560 OFFICE GENERAL SUPPLIES	1,500	743	49.6%	757
75570 COMPUTER NONCAPITAL	6,000	5,905	59.0%	4,095
75592 EQUIP & FURNITURE NONCAPITAL	10,000	-	0.0%	79,500
<b>TOTAL SUPPLY</b>	<b>79,500</b>	<b>49,769</b>	<b>62.6%</b>	<b>29,731</b>
77762 TRANF TO CAPITAL LEASE	14,052	5,855	41.7%	8,197
<b>TOTAL OTHER</b>	<b>14,052</b>	<b>5,855</b>	<b>41.7%</b>	<b>8,197</b>
<b>TOTAL ENGINEERING DIVISION</b>	<b>2,358,133</b>	<b>779,973</b>	<b>33.1%</b>	<b>1,578,160</b>

**YTD BUDGET REPORT  
STREET DIVISION**

	2026	5/31/2026	41.7%	AVAILABLE
	BUDGET	EXPENDED	PERCENT USED	BUDGET
71112 SALARIES PERMANENT	2,090,525	967,058	46.3%	1,123,467
71113 SALARIES TEMPORARY	-	880	100.0%	(880)
71119 OUT OF CLASS PAY	3,000	268	8.9%	2,732
71122 SALARIES OVERTIME PERM	250,000	21,542	8.6%	228,458
71180 EMPLOYEE AGENCY WAGES	50,000	-	0.0%	50,000
71181 AFSCME WELLNESS BONUS	1,000	416	41.6%	584
71251 IMRF	318,805	148,492	46.6%	170,313
71253 UNEMPLOYMENT	1,696	740	43.7%	956
71262 WORKMEN'S COMPENSATION	110,752	62,768	56.7%	47,984
71263 HEALTH INSURANCE	637,575	310,919	48.8%	326,656
71264 LIFE INSURANCE	3,520	790	22.4%	2,730
<b>TOTAL PERSONNEL</b>	<b>3,466,873</b>	<b>1,513,875</b>	<b>43.7%</b>	<b>1,952,998</b>
72203 WIRELESS SERVICE	11,000	1,209	11.0%	9,791
72204 TELEPHONE-VOIP	3,200	1,333	41.7%	1,867
72211 PRINTING & PUBLICATION	1,100	-	0.0%	1,100
72214 TRAVEL	400	40	10.0%	360
72215 DUES	2,800	895	32.0%	1,905
72218 SERVICE CONTRACTS	3,795,500	1,174,766	31.0%	2,620,734
72231 UTILITIES-BLDG & OFF	30,000	2,482	8.3%	27,518
72263 MICROCOMPUTER	68,650	28,604	41.7%	40,046
72264 VEHICLE REPAIRS	1,103,980	259,716	23.5%	844,264
72265 FUEL	192,050	66,884	34.8%	125,166
72267 RISK MANAGEMENT	329,086	137,119	41.7%	191,967
72271 RENTAL EQUIPMENT	13,000	2,645	20.3%	10,355
72272 RENTAL BUILDING	644,010	268,337	41.7%	375,673
72290 EDUCATION AND TRAINING	5,000	-	0.0%	5,000
<b>TOTAL CONTRACTUAL</b>	<b>6,199,776</b>	<b>1,944,032</b>	<b>31.4%</b>	<b>4,255,744</b>
75501 PUBLIC WORKS	2,001,500	1,077,144	53.8%	924,356
75520 SMALL EQUIPMENT AND TOOLS	19,400	269	1.4%	19,131
75521 MEDICINE AND DRUGS	500	-	0.0%	500
75524 CLOTHING	11,250	2,146	19.1%	9,105
75525 FOOD	4,000	460	11.5%	3,540
75526 FUEL AND LUBRICANTS	500	-	0.0%	500
75527 LINENS AND LAUNDRY	1,000	-	0.0%	1,000
75560 OFFICE GENERAL SUPPLIES	3,500	837	23.9%	2,663
75570 COMPUTER NONCAPITAL	4,000	217	5.4%	3,783
<b>TOTAL SUPPLY</b>	<b>2,045,650</b>	<b>1,081,072</b>	<b>52.8%</b>	<b>964,578</b>
76728 WATER TRANSFER	113,870	47,446	41.7%	66,424
77762 TRANS TO CAPITAL LEASE	357,638	149,016	41.7%	208,622
<b>TOTAL OTHER</b>	<b>471,508</b>	<b>196,461</b>	<b>41.7%</b>	<b>275,047</b>
79922 VEHICLE & OPERATING EQUIP	1,780,000	-	0.0%	1,780,000
<b>TOTAL OTHER</b>	<b>1,780,000</b>	<b>-</b>	<b>0.0%</b>	<b>1,780,000</b>
<b>TOTAL STREET DIVISION</b>	<b>13,963,807</b>	<b>4,735,440</b>	<b>33.9%</b>	<b>9,228,367</b>

**YTD BUDGET REPORT  
TRAFFIC DIVISION**

ACCOUNT	2026 BUDGET	5/31/2026 EXPENDED	41.7%	AVAILABLE BUDGET
			PERCENT USED	
71112 SALARIES PERMANENT	838,304	367,789	43.9%	470,515
71113 SALARIES TEMPORARY	-	880	100.0%	(880)
71119 OUT OF CLASS PAY	500	-	0.0%	500
71122 SALARIES OVERTIME PERM	60,000	15,998	26.7%	44,002
71251 IMRF	127,841	58,000	45.4%	69,841
71253 UNEMPLOYMENT	583	259	44.4%	324
71262 WORKMEN'S COMPENSATION	45,161	20,777	46.0%	24,384
71263 HEALTH INSURANCE	174,486	93,875	53.8%	80,611
71264 LIFE INSURANCE	1,210	246	20.3%	964
71292 CELL PHONE ALLOWANCE	1,040	264	25.4%	776
<b>TOTAL PERSONNEL</b>	<b>1,249,125</b>	<b>558,087</b>	<b>44.7%</b>	<b>691,038</b>
72203 WIRELESS SERVICE	10,700	2,015	18.8%	8,685
72204 TELEPHONE-VOIP	3,200	1,333	41.7%	1,867
72211 PRINTING & PUBLICATION	250	-	0.0%	250
72212 POSTAGE	750	66	8.8%	684
72214 TRAVEL	1,500	-	0.0%	1,500
72215 DUES	900	595	66.1%	305
72216 SUBSCRIPTIONS	500	-	0.0%	500
72217 ADVERTISING	250	-	0.0%	250
72218 SERVICE CONTRACTS	151,300	33,736	22.3%	117,565
72232 UTILITIES-STR LIGHT	2,005,000	1,098,678	54.8%	906,322
72252 MAINT-EQUIPMENT	5,000	-	0.0%	5,000
72263 MICROCOMPUTER	85,040	35,433	41.7%	49,607
72264 VEHICLE REPAIRS	96,560	26,581	27.5%	69,979
72265 FUEL	32,200	13,418	41.7%	18,782
72267 RISK MANAGEMENT	124,689	51,954	41.7%	72,735
72271 RENTAL EQUIPMENT	2,750	1,003	36.5%	1,747
72272 RENTAL BUILDING	209,300	87,208	41.7%	122,092
72274 RENTAL CAR CENTRAL GARAGE	12,500	4,076	32.6%	8,424
72290 EDUCATION AND TRAINING	4,500	-	0.0%	4,500
<b>TOTAL CONTRACTUAL</b>	<b>2,746,889</b>	<b>1,356,097</b>	<b>49.4%</b>	<b>1,390,792</b>
75501 PUBLIC WORKS	775,000	123,430	15.9%	651,570
75520 SMALL EQUIPMENT AND TOOLS	11,000	801	7.3%	10,199
75524 CLOTHING	2,750	850	30.9%	1,900
75525 FOOD	500	90	18.1%	410
75527 LINENS AND LAUNDRY	500	68	13.6%	432
75543 MAINT-EQUIPMENT	1,000	-	0.0%	1,000
75560 OFFICE GENERAL SUPPLIES	1,400	165	11.8%	1,235
75570 COMPUTER NONCAPITAL	12,500	2,945	23.6%	9,555
<b>TOTAL SUPPLIES</b>	<b>804,650</b>	<b>128,349</b>	<b>16.0%</b>	<b>676,301</b>

**YTD BUDGET REPORT  
TRAFFIC DIVISION**

ACCOUNT	2026 BUDGET	5/31/2026 EXPENDED	41.7%	AVAILABLE BUDGET
			PERCENT USED	
77727 PURCHASE SERVICE TRANF	82,040	34,183	41.7%	47,857
77762 TRANS TO CAPITAL LEASE FUND	40,032	16,680	41.7%	23,352
<b>TOTAL OTHER</b>	<b>122,072</b>	<b>50,863</b>	<b>41.7%</b>	<b>71,209</b>
79922 VEHICLE & OPERATING EQUIP	10,000	267,767	2677.7%	(257,767)
<b>TOTAL OTHER</b>	<b>10,000</b>	<b>267,767</b>	<b>2677.7%</b>	<b>(257,767)</b>
<b>TOTAL TRAFFIC DIVISION</b>	<b>4,932,736</b>	<b>2,361,163</b>	<b>47.9%</b>	<b>2,571,573</b>

**YTD BUDGET REPORT  
CIP FUND**

	2026	5/31/2026	41.7%	AVAILABLE
	BUDGET	EXPENDED	PERCENT USED	BUDGET
71112 SALARIES PERMANENT	1,464,716	621,072	42.4%	843,644
71113 SALARIES TEMPORARY	22,000	16,597	75.4%	5,403
71119 OUT OF CLASS PAY	2,000	-	0.0%	2,000
71122 SALARIES OVERTIME PERM	2,000	338	16.9%	1,662
71251 IMRF	223,369	113,606	50.9%	109,763
71253 UNEMPLOYMENT	811	339	41.8%	472
71262 WORKMEN'S COMPENSATION	23,908	10,227	42.8%	13,681
71263 HEALTH INSURANCE	375,698	164,705	43.8%	210,993
71264 LIFE INSURANCE	1,684	354	21.0%	1,330
71271 PARKING BENEFITS	11,513	4,797	41.7%	6,716
<b>TOTAL PERSONNEL</b>	<b>2,127,699</b>	<b>932,035</b>	<b>43.8%</b>	<b>1,195,664</b>
72203 WIRELESS SERVICE	17,000	3,660	21.5%	13,340
72204 TELEPHONE-VOIP	2,670	1,113	41.7%	1,558
72211 PRINTING & PUBLICATION	1,500	1,100	73.3%	400
72212 POSTAGE	250	13	5.0%	237
72213 TELEPHONE	1,200	-	0.0%	1,200
72214 TRAVEL	2,000	706	35.3%	1,294
72215 DUES	4,000	-	0.0%	4,000
72216 SUBSCRIPTIONS	1,500	688	45.9%	812
72217 ADVERTISING	250	-	0.0%	250
72218 SERVICE CONTRACTS	500	114,342	22868.3%	(113,842)
72263 MICROCOMPUTER	100,460	41,858	41.7%	58,602
72264 VEHICLE REPAIRS	25,840	8,394	32.5%	17,446
72265 FUEL	12,970	4,164	32.1%	8,806
72267 RISK MANAGEMENT	280,802	117,001	41.7%	163,801
72271 RENTAL EQUIPMENT	2,000	846	42.3%	1,154
72272 RENTAL BUILDING	213,750	89,063	41.7%	124,688
72274 RENTAL CAR CENTRAL GARAGE	47,800	9,460	19.8%	38,340
72282 PROF FEE AUDITING	34,620	-	0.0%	34,620
72283 ENGINEERING-DESIGN	-	114,137	100.0%	(114,137)
72286 ENGINEERING-CONSTRUCTION	-	4,504	100.0%	(4,504)
72290 EDUCATION AND TRAINING	10,000	368	3.7%	9,632
72294 PUBLIC RELATIONS	100	-	0.0%	100
72299 MISCELLANEOUS CONTRACTUAL	100	-	0.0%	100
<b>TOTAL CONTRACTUAL</b>	<b>759,312</b>	<b>511,416</b>	<b>67.4%</b>	<b>247,896</b>
75501 PUBLIC WORKS	-	600	100.0%	(600)
75509 BOOKS	2,000	-	0.0%	2,000
75520 SMALL EQUIPMENT AND TOOLS	10,000	-	0.0%	10,000

**YTD BUDGET REPORT  
CIP FUND**

	2026	5/31/2026	41.7%	AVAILABLE
	BUDGET	EXPENDED	PERCENT USED	BUDGET
75524 CLOTHING	500	10	2.0%	490
75525 FOOD	200	-	0.0%	200
75560 OFFICE GENERAL SUPPLIES	-	229	100.0%	(229)
75593 NON-CITY INFRASTRUCTURE	-	165,321	100.0%	(165,321)
75561 PHOTGRAPHY & REPRODUCTION	500	-	0.0%	500
75570 COMPUTER NONCAPITAL	94,200	-	0.0%	94,200
75937 MAINT-LIGHTING-NON CAP	-	19,655	100.0%	(19,655)
75938 MAINT-INFRASTRUCTURE-NON CAP	-	(135,670)	100.0%	135,670
<b>TOTAL SUPPLIES</b>	<b>107,400</b>	<b>50,146</b>	<b>46.7%</b>	<b>57,254</b>
76794 SALES TAX REBATE	180,000	-	0.0%	180,000
76796 STATE ADMIN FEE/IDOR COLLECTION	250,000	149,578	59.8%	100,422
77719 TRANSFER TO GENERAL FUND	-	352,103	100%	(352,103)
77725 PURCH SERVICE-GENERAL FD	673,720	280,717	41.7%	393,003
<b>TOTAL OTHER</b>	<b>1,103,720</b>	<b>782,398</b>	<b>70.9%</b>	<b>321,322</b>
79901 LAND ACQUISITION	-	52,749	100.0%	(52,749)
79902 LAND IMPROVEMENT	-	828,399	100.0%	(828,399)
79910 BUILDINGS	-	486,968	100.0%	(486,968)
79911 BUILDING-IMPROVEMENTS	-	(114)	100.0%	114
79918 WATER IN-HOUSE CIP	-	448,733	100.0%	(448,733)
79938 CONSTRUCTION PROJECT	67,744,589	1,054,736	1.6%	66,689,853
79940 ENG SERVICES-DESIGN	-	1,261,619	100.0%	(1,261,619)
79941 ENG SERVICES-CONSTRUCTION	-	199,094	100.0%	(199,094)
<b>TOTAL CAPITAL</b>	<b>67,744,589</b>	<b>4,332,183</b>	<b>6.4%</b>	<b>63,412,406</b>
<b>TOTAL CIP FUND</b>	<b>71,842,720</b>	<b>6,608,177</b>	<b>9.2%</b>	<b>65,234,543</b>

MERCHANT	FUND	DEPARTMENT	AMOUNT	DESCRIPTION
GUESTRS*HAMPTONINN	GENERAL FUND	CD ADMINISTRATION	(1,451.13)	HAMPTON INN*SELECTUSA SUMMIT*LEYS*5/3-5/6/26*DC
GUESTRS*HAMPTONINN	GENERAL FUND	CD ADMINISTRATION	1,451.13	HAMPTON INN*SELECTUSA SUMMIT*LEYS*5/3-5/6/26*DC
EVENTPOWER* 2025 SELEC	GENERAL FUND	CD ADMINISTRATION	1,450.00	SELECTUSA SUMMIT*LEYS*5/3-5/6/26*DC
UNITED 0162389206708	GENERAL FUND	CD ADMINISTRATION	373.80	UNITED AIRLINES*SELECTUSA SUMMIT*LEYS*5/3-5/6/26*DC
NATIONAL ASSOCIATION F	CD-BLOCK GRANT	CD ADMINISTRATION	275.00	M HARRIS - 10/20/26-10/21/26 - ONLINE
AMERICAN AIR0010644928239	GENERAL FUND	CD ADMINISTRATION	31.45	S LEYS - 5/18/26-5/20/26 - LAS VEGAS NV
AMERICAN AIR0012325322726	GENERAL FUND	CD ADMINISTRATION	346.80	S LEYS - 5/18/26-5/20/26 - LAS VEGAS NV
HOTEL ST REGIS DETROIT	CD-HOME INVEST PART 1997	CD ADMINISTRATION	404.54	G MARTINEZ - 3/16/26-3/18/26 - DETROIT MI
HOTEL ST REGIS DETROIT	CD-HOME INVEST PART 1997	CD ADMINISTRATION	404.54	A HINRICHS - 3/16/26-3/18/26 - DETROIT MI
THE BROADMOOR LODGING	GENERAL FUND	CITY COUNCIL	(986.34)	MARATHON ENGAGE CONFERENCE - LODGING REFUND* 2/24/26-2/27/26*ALD. JANESSA WILKINS* COLORADO SPRINGS, CO
COACH USA	GENERAL FUND	CITY COUNCIL	55.45	ROUNDTRIP BUS TICKET RFD - ORD*3/28/26-4/2/26* MAYOR MCNAMARA*ROME, ITALY
PAR-A-DICE HOTEL	GENERAL FUND	CONSTR & DEV SERVICES	126.28	PAR-A-DICE HOTEL FOR GEOTHERMAL CONFERENCE*03/9-11/2026*PATECIA RUSH*EAST PEORIA,IL
FSP*SUBURBAN BUILDING OFF	GENERAL FUND	CONSTR & DEV SERVICES	150.00	SBOC SPRING SCHOOL B&F TRAINING*03/20/2026*CHAD HOLADAY*WOODRIDGE, IL
FSP*SUBURBAN BUILDING OFF	GENERAL FUND	CONSTR & DEV SERVICES	155.00	SBOC SPRING SCHOOL TRAINING TICKET NEC DAY*03/27/2026*JOHN MCGUIRE*WOODRIDGE,IL
SON DANGER ASSESSMENT	FAMILY PEACE CENTER	DOMESTIC & COMMUNITY VIOLENCE	125.00	DANGER ASSESSMENT TRAINING* 3/16/26* MAKENNA SCHONE-KNOLL* ONLINE
CYPHERWORK INC	FAMILY PEACE CENTER	DOMESTIC & COMMUNITY VIOLENCE	275.00	DV TRAINING* 3/16/26* MAKENNA SCHONE-KNOLL* ONLINE
UW MADISON ICEP	FAMILY PEACE CENTER	DOMESTIC & COMMUNITY VIOLENCE	20.00	STRANGULATION TRAINING* 4/22/26 - 4/23/26* MAKENNA SCHONE-KNOLL* ROCKFORD, IL
SON DANGER ASSESSMENT	FAMILY PEACE CENTER	DOMESTIC & COMMUNITY VIOLENCE	125.00	DANGER ASSESSMENT TRAINING* 3/31/26* JOANN JONES* ONLINE
UW MADISON ICEP	FAMILY PEACE CENTER	DOMESTIC & COMMUNITY VIOLENCE	20.00	STRANGULATION TRAINING* 4/22/26 - 4/23/26* MAKENNA SCHONE-KNOLL* ROCKFORD, IL
ALLIANCE FOR HOPE INTERN	FAMILY PEACE CENTER	DOMESTIC & COMMUNITY VIOLENCE	595.00	REGISTRATION FOR FJC CONFERENCE* 11/03/26 - 11/05/26* M. SCHONE-KNOLL* ST. PETERSBURG, FL
ALLIANCE FOR HOPE INTERN	FAMILY PEACE CENTER	DOMESTIC & COMMUNITY VIOLENCE	595.00	REGISTRATION FOR FJC CONFERENCE* 11/03/26 - 11/05/26* JOANN JONES* ST. PETERSBURG, FL
CONFERENCE ON CRIMES AGAI	FAMILY PEACE CENTER	DOMESTIC & COMMUNITY VIOLENCE	675.00	REGISTRATION FOR CONFERENCE ON CAW* 5/18/26 - 5/21/26* M. SCHONE-KNOLL* DALLAS, TX
CONFERENCE ON CRIMES AGAI	FAMILY PEACE CENTER	DOMESTIC & COMMUNITY VIOLENCE	675.00	REGISTRATION FOR CONFERENCE ON CAW* 5/18/26 - 5/21/26* JOANN JONES* DALLAS, TX
ILLINOIS ECONOMIC DEVELOP	GENERAL FUND	ECONOMIC DEVELOPMENT	249.00	A GARRISON - 6/24/26-6/25/26 - CHICAGO IL
AMERICAN AIR0010644928238	GENERAL FUND	ECONOMIC DEVELOPMENT	31.45	A GARRISON - 5/18/26-5/20/26 - LAS VEGAS NV
AMERICAN AIR0012325322725	GENERAL FUND	ECONOMIC DEVELOPMENT	346.80	A GARRISON - 5/18/26-5/20/26 - LAS VEGAS NV
ASFPM	GENERAL FUND	ENGINEERING	635.00	ASFPM CONFERENCE 2026* 3/31/26-6/4/2026* ALEX CORCORAN* IN PERSON
ASFPM	GENERAL FUND	ENGINEERING	635.00	ASFPM CONFERENCE 2026* 3/31/26-6/4/2026* SAMUEL BELLONE* IN PERSON
ASFPM	GENERAL FUND	ENGINEERING	635.00	ASFPM CONFERENCE 2026* 3/31/26-6/4/2026* JEREMY MITCHELL* IN PERSON
ASFPM	GENERAL FUND	ENGINEERING	635.00	ASFPM CONFERENCE 2026* 3/31/26-6/4/2026* BRAD HOLCOMB* IN PERSON
ILLINOIS GOVERNMENT FINAN	GENERAL FUND	FINANCE	100.00	ILLINOIS PUBLIC PENSION INSTITUTE * 03/25/26 * ROHDE * NAPERVILLE, IL
IAAI	GENERAL FUND	FIRE	903.00	ITC 2026-ITC WEEK*04/27/26-05/01/26*NATHAN CARDEN*ST LOUIS, MO
IAAI	GENERAL FUND	FIRE	25.00	AN OVERVIEW OF LITHIUM-ION BATTERIES*03/18/26*CHRISTOPHER TUMEO*ONLINE
IAAI	GENERAL FUND	FIRE	633.00	MOTOR VEHICLE FIRE*06/02/26-06/04/26*TIMOTHY BROWN*YORKVILLE, IL
UBER *TRIP	GENERAL FUND	FIRE	109.65	CPSE-EXCELLENCE CONFERENCE -UBER FEE FOR TRANSPORT FROM AIRPORT TO HOTEL*03/09/26*MATT CORDONNIER+3*ORLANDO, FL
UNITED 0164365384905	GENERAL FUND	FIRE	(30.09)	REFUND FOR CANCELLED FLIGHTS AND ASSOCIATED FEES
UNITED 0164365384907	GENERAL FUND	FIRE	(42.99)	REFUND FOR CANCELLED FLIGHTS AND ASSOCIATED FEES
UNITED 0164365384908	GENERAL FUND	FIRE	(30.09)	REFUND FOR CANCELLED FLIGHTS AND ASSOCIATED FEES
UNITED 0164365384909	GENERAL FUND	FIRE	(38.69)	REFUND FOR CANCELLED FLIGHTS AND ASSOCIATED FEES
UNITED 0164365385350	GENERAL FUND	FIRE	(35.00)	REFUND FOR CANCELLED FLIGHTS AND ASSOCIATED FEES
UNITED 0164365385351	GENERAL FUND	FIRE	(35.00)	REFUND FOR CANCELLED FLIGHTS AND ASSOCIATED FEES
UNITED 0164365385352	GENERAL FUND	FIRE	(35.00)	REFUND FOR CANCELLED FLIGHTS AND ASSOCIATED FEES
UNITED 0164365385354	GENERAL FUND	FIRE	(35.00)	REFUND FOR CANCELLED FLIGHTS AND ASSOCIATED FEES
UNITED 0164365385355	GENERAL FUND	FIRE	(35.00)	REFUND FOR CANCELLED FLIGHTS AND ASSOCIATED FEES
UNITED 0164365385356	GENERAL FUND	FIRE	(35.00)	REFUND FOR CANCELLED FLIGHTS AND ASSOCIATED FEES
UNITED 0164365385357	GENERAL FUND	FIRE	(35.00)	REFUND FOR CANCELLED FLIGHTS AND ASSOCIATED FEES
UNITED 0164365385359	GENERAL FUND	FIRE	(35.00)	REFUND FOR CANCELLED FLIGHTS AND ASSOCIATED FEES
UNITED 0164374050479	GENERAL FUND	FIRE	(30.09)	REFUND FOR CANCELLED FLIGHTS AND ASSOCIATED FEES
UNITED 0164374050480	GENERAL FUND	FIRE	(42.99)	REFUND FOR CANCELLED FLIGHTS AND ASSOCIATED FEES
ALLEGNT AIR,895	GENERAL FUND	FIRE	588.00	FLIGHT TO CPSE EXCELLENCE CONFERENCE*03/09/26-03/13/26*REBECCA TYO & MATT CORDONNIER*ORLANDO, FL
ALLEGNT AIR,U9H	GENERAL FUND	FIRE	917.00	FLIGHTS TO AND FROM CPSE EXCELLENCE CONFERENCE*03/09/26-03/13/26*TREVOR HOGAN & LUKAS WEIDNER*ORLANDO, FL
UNITED 0162368916844	GENERAL FUND	FIRE	(455.69)	REFUND FOR CANCELLED FLIGHTS AND ASSOCIATED FEES
UNITED 0162368916846	GENERAL FUND	FIRE	(455.69)	REFUND FOR CANCELLED FLIGHTS AND ASSOCIATED FEES
UNITED 0162378922512	GENERAL FUND	FIRE	(407.61)	REFUND FOR CANCELLED FLIGHTS AND ASSOCIATED FEES
UNITED 0162378922515	GENERAL FUND	FIRE	(407.61)	REFUND FOR CANCELLED FLIGHTS AND ASSOCIATED FEES
UNITED 0162382915849	GENERAL FUND	FIRE	405.32	RETURN FLIGHT FROM CPSE EXCELLENCE CONFERENCE*03/09/26-03/13/26*REBECCA TYO*ORLANDO, FL
UNITED 0162382915850	GENERAL FUND	FIRE	453.40	RETURN FLIGHT FROM CPSE EXCELLENCE CONFERENCE*03/09/26-03/13/26*MATT CORDONNIER*ORLANDO, FL
UNITED 0164377562715	GENERAL FUND	FIRE	30.09	CPSE-EXCELLENCE CONFERENCE - FLIGHT FEES*03/09/2026-3/12-2026*REBECCA TYO & MATT CORDONNIER*ORLANDO, FL
UNITED 0164378006228	GENERAL FUND	FIRE	40.00	CPSE-EXCELLENCE CONFERENCE - FLIGHT FEES*03/09/2026-3/12-2026*REBECCA TYO & MATT CORDONNIER*ORLANDO, FL
UNITED 0164378006229	GENERAL FUND	FIRE	40.00	CPSE-EXCELLENCE CONFERENCE - FLIGHT FEES*03/09/2026-3/12-2026*REBECCA TYO & MATT CORDONNIER*ORLANDO, FL
UBER *TRIP	GENERAL FUND	FIRE	15.00	CPSE-EXCELLENCE CONFERENCE -UBER FEE FOR TRANSPORT FROM HOTEL TO AIRPORT*03/12/2026*MATT CORDONNIER & REBECCA TYO*ORLANDO, FL
UBER *TRIP	GENERAL FUND	FIRE	42.98	CPSE-EXCELLENCE CONFERENCE -UBER FEE FOR TRANSPORT FROM HOTEL TO AIRPORT*03/12/2026*MATT CORDONNIER & REBECCA TYO*ORLANDO, FL
CARIBE ROYALE RESORT SUT	GENERAL FUND	FIRE	1,009.14	CPSE-EXCELLENCE CONFERENCE - HOTEL*03/09/2026-03/12/2026*REBECCA TYO*ORLANDO, FL
CARIBE ROYALE RESORT SUT	GENERAL FUND	FIRE	1,009.14	CPSE-EXCELLENCE CONFERENCE - HOTEL*03/09/2026-03/12/2026*MATT CORDONNIER*ORLANDO, FL
CARIBE ROYALE RESORT SUT	GENERAL FUND	FIRE	1,345.52	CPSE-EXCELLENCE CONFERENCE - HOTEL*03/09/2026-03/13/2026*LUKAS WEIDNER*ORLANDO, FL
CARIBE ROYALE RESORT SUT	GENERAL FUND	FIRE	1,345.52	CPSE-EXCELLENCE CONFERENCE - HOTEL*03/09/2026-03/13/2026*TREVOR HOGAN*ORLANDO, FL
UNITED 0162380828957	GENERAL FUND	FIRE	385.72	MIH MENTAL HEALTH CONFERENCE AIRFARE * 04/09/26-04/10/26 * JONATHON LARSON * MIAMI FL
UNITED 0164375727476	GENERAL FUND	FIRE	62.34	MIH MENTAL HEALTH CONFERENCE AIRFARE * 04/09/26-04/10/26 * JONATHON LARSON * MIAMI FL

MERCHANT	FUND	DEPARTMENT	AMOUNT	DESCRIPTION
UNITED 0164375727477	GENERAL FUND	FIRE	31.16	MIH MENTAL HEALTH CONFERENCE AIRFARE * 04/09/26-04/10/26 * JONATHON LARSON * MIAMI FL
DOUBLETREE BISCAYNE	GENERAL FUND	FIRE	1,554.15	MIH MENTAL HEALTH CONFERENCE HOTEL * 04/09/26-04/10/26 * JONATHON LARSON * MIAMI FL
SAFE KIDS WORLDWIDE	GENERAL FUND	FIRE	55.00	CPST RECERTIFICATION*3/26/26*RYAN BANEY*ONLINE
SHERATON GRAND CHICAGO	GENERAL FUND	FIRE	398.00	ATRIUM HEALTH MOBILE INTEGRATED CONFERENCE*4/1/26*JONATHON LARSON*CHICAGO, IL
SHERATON GRAND CHICAGO	GENERAL FUND	FIRE	69.25	ATRIUM HEALTH MOBILE INTEGRATED CONFERENCE*4/1/26*JONATHON LARSON*CHICAGO, IL
SHERATON GRAND CHICAGO	GENERAL FUND	FIRE	467.25	ATRIUM HEALTH MOBILE INTEGRATED CONFERENCE*4/1/26*RYAN BANEY*CHICAGO, IL
SHERATON GRAND CHICAGO	GENERAL FUND	FIRE	467.25	ATRIUM HEALTH MOBILE INTEGRATED CONFERENCE*4/1/26*SHANNON KOPP*CHICAGO, IL
MOXY WASHINGTON, DC	GENERAL FUND	FIRE	1,846.15	MEETING WITH TAMMY DUCKWORTH * 3/16/26-3/20/26 * REBECCA TYO * WASHINGTON, DC
COMMUNITY ACTION PARTNER	HEALTH & HUMAN SERVICES	HEALTH & HUMAN SERVICES	250.00	CCAP RENEWAL CG CSBG TTA
IL TOLLWAY -PAY BY PLATE	HEALTH & HUMAN SERVICES	HEALTH & HUMAN SERVICES	11.70	TOLLWAY - ANGIE WALKER -FH2603029
NETCE	HEALTH & HUMAN SERVICES	HEALTH & HUMAN SERVICES	23.68	CONTINUING EDUCATION COURSES FOR NURSES REQUIRED FOR LICENSE RENEWAL -FH2603010HS/EHS TTA
NETCE	HEALTH & HUMAN SERVICES	HEALTH & HUMAN SERVICES	8.32	CONTINUING EDUCATION COURSES FOR NURSES REQUIRED FOR LICENSE RENEWAL -FH2603010HS/EHS TTA
HIGH SCOPE EDUCATION RES	HEALTH & HUMAN SERVICES	HEALTH & HUMAN SERVICES	555.00	REGISTRATION GETTING STARTED WITH THE HIGHSOPE PRESCHOOL CURRICULUM*3/17-18/26 & 4/14-16/26*DEVIN BITNER*VIRTUAL-FH2603016HS
HIGH SCOPE EDUCATION RES	HEALTH & HUMAN SERVICES	HEALTH & HUMAN SERVICES	195.00	REGISTRATION GETTING STARTED WITH THE HIGHSOPE PRESCHOOL CURRICULUM*3/17-18/26 & 4/14-16/26*DEVIN BITNER*VIRTUAL- FH2603016H
IL TOLLWAY -PAY BY PLATE	HEALTH & HUMAN SERVICES	HEALTH & HUMAN SERVICES	5.55	TRAVEL IHSA 2026 CONFERENCE*3/17-3/19/26*SARA, FANIQUA, RON, TRACEY*PEORIA, IL-FH2603031HS/EHS TTA
IL TOLLWAY -PAY BY PLATE	HEALTH & HUMAN SERVICES	HEALTH & HUMAN SERVICES	1.95	TRAVEL IHSA 2026 CONFERENCE*3/17-3/19/26*SARA, FANIQUA, RON, TRACEY*PEORIA, IL-FH2603031HS/EHS TTA
AMERICAN AIR0017424656688	HEALTH & HUMAN SERVICES	HEALTH & HUMAN SERVICES	285.95	FLIGHT IGNITE HIGHSOPE CONFERENCE 2026*5/11-5/12*ANGIE TORRE*SANANTOIO, TX-FH2603030HS/EHS TTA
AMERICAN AIR0017424656688	HEALTH & HUMAN SERVICES	HEALTH & HUMAN SERVICES	95.32	FLIGHT IGNITE HIGHSOPE CONFERENCE 2026*5/11-5/12*ANGIE TORRE*SANANTOIO, TX-FH2603030HS/EHS TTA
AGENT FEE 8900928619360	HEALTH & HUMAN SERVICES	HEALTH & HUMAN SERVICES	30.00	FLIGHT IGNITE HIGHSOPE CONFERENCE 2026*5/11-5/12*ANGIE TORRE*SANANTOIO, TX-FH2603030HS/EHS TTA
AGENT FEE 8900928619360	HEALTH & HUMAN SERVICES	HEALTH & HUMAN SERVICES	10.00	FLIGHT IGNITE HIGHSOPE CONFERENCE 2026*5/11-5/12*ANGIE TORRE*SANANTOIO, TX-FH2603030HS/EHS TTA
E PEORIA RIVERFRONT EM	HEALTH & HUMAN SERVICES	HEALTH & HUMAN SERVICES	246.40	HOTEL IHSA 2026 CONFERENCE*3/17-3/19/26*SARA KASZCZUK*PEORIA, IL-FH2603027HS TTA
E PEORIA RIVERFRONT EM	HEALTH & HUMAN SERVICES	HEALTH & HUMAN SERVICES	182.34	HOTEL IHSA 2026 CONFERENCE*3/17-3/19/26*TRACEY FINISTER*PEORIA, IL-FH2603024HS/EHS TTA
E PEORIA RIVERFRONT EM	HEALTH & HUMAN SERVICES	HEALTH & HUMAN SERVICES	64.06	HOTEL IHSA 2026 CONFERENCE*3/17-3/19/26*TRACEY FINISTER*PEORIA, IL-FH2603024HS/EHS TTA
E PEORIA RIVERFRONT EM	HEALTH & HUMAN SERVICES	HEALTH & HUMAN SERVICES	182.34	HOTEL IHSA 2026 CONFERENCE*3/17-3/19/26*RON WEBB*PEORIA, IL-FH2603023HS/EHS TTA
E PEORIA RIVERFRONT EM	HEALTH & HUMAN SERVICES	HEALTH & HUMAN SERVICES	64.06	HOTEL IHSA 2026 CONFERENCE*3/17-3/19/26*RON WEBB*PEORIA, IL-FH2603023HS/EHS TTA
E PEORIA RIVERFRONT EM	HEALTH & HUMAN SERVICES	HEALTH & HUMAN SERVICES	182.34	HOTEL IHSA 2026 CONFERENCE*3/17-3/19/26*FANIQUA HUGHES*PEORIA, IL-FH2603025HS/EHS TTA
E PEORIA RIVERFRONT EM	HEALTH & HUMAN SERVICES	HEALTH & HUMAN SERVICES	64.06	HOTEL IHSA 2026 CONFERENCE*3/17-3/19/26*FANIQUA HUGHES*PEORIA, IL-FH2603025HS/EHS TTA
AMERICAN AIR0017427618543	HEALTH & HUMAN SERVICES	HEALTH & HUMAN SERVICES	520.78	FLIGHT CONSCIOUS DISCIPLINE INSTITUTE:BIRTH TO 5*DEVIS BITNER*6/7-6/12/26*ORLANDO, FL-FH2603028HS/EHS TTA
AMERICAN AIR0017427618543	HEALTH & HUMAN SERVICES	HEALTH & HUMAN SERVICES	182.98	FLIGHT CONSCIOUS DISCIPLINE INSTITUTE:BIRTH TO 5*DEVIS BITNER*6/7-6/12/26*ORLANDO, FL-FH2603028HS/EHS TTA
AMERICAN AIR0017427618544	HEALTH & HUMAN SERVICES	HEALTH & HUMAN SERVICES	520.78	FLIGHT CONSCIOUS DISCIPLINE INSTITUTE:BIRTH TO 5*SARA KASZCZUK*6/7-6/12/26*ORLANDO, FL-FH2603028HS/EHS TTA
AMERICAN AIR0017427618544	HEALTH & HUMAN SERVICES	HEALTH & HUMAN SERVICES	182.98	FLIGHT CONSCIOUS DISCIPLINE INSTITUTE:BIRTH TO 5*SARA KASZCZUK*6/7-6/12/26*ORLANDO, FL-FH2603028HS/EHS TTA
AMERICAN AIR0017427618545	HEALTH & HUMAN SERVICES	HEALTH & HUMAN SERVICES	520.78	FLIGHT CONSCIOUS DISCIPLINE INSTITUTE:BIRTH-5*LESLIE HAZELBAUER-WETTER 6/7-6/12/26*ORLANDO, FL-FH2603028HS/EHS TTA
AMERICAN AIR0017427618545	HEALTH & HUMAN SERVICES	HEALTH & HUMAN SERVICES	182.98	FLIGHT CONSCIOUS DISCIPLINE INSTITUTE:BIRTH-5*LESLIE HAZELBAUER-WETTER 6/7-6/12/26*ORLANDO, FL-FH2603028HS/EHS TTA
AGENT FEE 8900928885063	HEALTH & HUMAN SERVICES	HEALTH & HUMAN SERVICES	88.80	FLIGHT CONSCIOUS DISCIPLINE INSTITUTE:BIRTH-5*LESLIE HAZELBAUER-WETTER,SARA KASZCZUK,DEVIN BITNER*6/7-6/12/26*ORLANDO, FL
AGENT FEE 8900928885063	HEALTH & HUMAN SERVICES	HEALTH & HUMAN SERVICES	31.20	FLIGHT CONSCIOUS DISCIPLINE INSTITUTE:BIRTH-5*LESLIE HAZELBAUER-WETTER,SARA KASZCZUK,DEVIN BITNER*6/7-6/12/26*ORLANDO, FL
ZOOM.COM 888-799-9666	HEALTH & HUMAN SERVICES	HEALTH & HUMAN SERVICES	221.85	ZOOM SUBSCRIPTIONS-FH2603032 HS/EHS
ZOOM.COM 888-799-9666	HEALTH & HUMAN SERVICES	HEALTH & HUMAN SERVICES	77.95	ZOOM SUBSCRIPTIONS-FH2603032 HS/EHS
NOTARYHNB-800.422.1555	HEALTH & HUMAN SERVICES	HEALTH & HUMAN SERVICES	142.04	TESTING AND FEES FOR YESENIA CONTRERAS TO SERVE AS A NOTARY FOR HEAD START-FH2603018HS/EHS TTA
NOTARYHNB-800.422.1555	HEALTH & HUMAN SERVICES	HEALTH & HUMAN SERVICES	49.91	TESTING AND FEES FOR YESENIA CONTRERAS TO SERVE AS A NOTARY FOR HEAD START-FH2603018HS/EHS TTA
IN *ROCKFORD AREA SHRM CH	GENERAL FUND	HUMAN RESOURCES	668.81	HR CERTIFICATION PREP COURSE * 03/24/26 * STEPHANIE MATHEWS * ROCKFORD, IL
MAXWELL LEADERSHIP, INC	GENERAL FUND	HUMAN RESOURCES	665.83	MAXWELL LEADERSHIP CERTIFICATION PROGRAM*03/05/26*SHURICE HUNTER*ONLINE
ALLIANZ TRAVEL INS	GENERAL FUND	HUMAN RESOURCES	34.34	INSURANCE ON AIRFARE * 04/19/26-04/22/26 * SHURICE HUNTER * CHARLOTTE, NC
AMERICAN AIR0010644888422	GENERAL FUND	HUMAN RESOURCES	52.00	AIRFARE MAIN CABIN EXTRA COST * 04/19/26 & 04/22/26 * SHURICE HUNTER * CHARLOTTE, NC
AMERICAN AIR0012325141697	GENERAL FUND	HUMAN RESOURCES	371.90	AIRLINE TICKET FOR NPELRA ANNUAL TRAINING *04/19/26 & 04/22/26 * SHURICE HUNTER*CHARLOTTE, NC
VENETIAN/PALAZZO RM	INFO TECHNOLOGY & INTEGRATI	INFORMATION TECHNOLOGY & INTEGRA	(449.84)	MUNIS CONFERENCE
ZOHO CORP	INFO TECHNOLOGY & INTEGRATI	INFORMATION TECHNOLOGY & INTEGRA	117.00	ZOHO MANAGE ENGINE TRAINING
HARRAHS DEP-NOSHW-CXL	INFO TECHNOLOGY & INTEGRATI	INFORMATION TECHNOLOGY & INTEGRA	455.79	MUNIS HOTEL
ALLIANCE FOR HOPE INTERN	GENERAL FUND	MAYOR'S OFFICE	50.00	ALLIANCE FOR HOPE INTERNATIONAL TRAINING * 05/19/26-05/21/26 * MAYOR MCNAMARA * WASHINGTON DC
ONRAMP TRAINING & CURR	GENERAL FUND	MAYOR'S OFFICE	25.00	SOCIAL MEDIA ACCESSABILITY TRAINING* 4/01/25* LAURA MAHER* ONLINE
ADVOCATE PROGRAM	GENERAL FUND	POLICE	385.00	REGISTRATION DECRIMINALIZING MENTAL ILLNESS*4/9-10/26*ANQUINETTE PARHAM*MIAMI, FL-AP260306
AMERICAN AIR0012325351931	GENERAL FUND	POLICE	847.98	TRAVEL DECRIMINALIZING MENTAL ILLNESS*4/9-10/26*ANQUINETTE PARHAM*MIAMI, FL-AP260307
ALLIANCE FOR HOPE INTERN	GENERAL FUND	POLICE	100.00	ALLIANCE FOR HOPE LEADERSHIP CONFERENCE REGISTRATION* 5/19/26 - 5/21/26*.J.CACCIAPAGLIA & A. CARLSON* WASHINGTON, DC
LEXVID SERVICES INC	GENERAL FUND	POLICE	119.00	CLE CREDIT COURSES* 3/12/26* J.CACCIAPAGLIA* ONLINE
PATC TRAINING	GENERAL FUND	POLICE	(675.00)	REFUND OF REGISTRATION FOR INTERNAL AFFAIRS CONFERENCE AND CERTIFICATION *02.23-02.27, 2026* BERKE, SPENCER* KOXVILLE, TN
HOLIDAY INN EXPRESS	GENERAL FUND	POLICE	121.55	HOTEL FOR UW PLATTEVILLE CAREER FAIR 03.05* WILSON, JACOB* PLATTEVILLE, WI
HOLIDAY INN EXPRESS	GENERAL FUND	POLICE	121.55	HOTEL FOR UW PLATTEVILLE CAREER FAIR 03.05* TERRANOVA, RYAN* PLATTEVILLE, WI
BEST WESTERN PLUS NASH	GENERAL FUND	POLICE	684.79	HOTEL FOR MASTER PIO CERTIFICATION *03.02-03.06, 2026* MARCOMB, MICHELLE* NASHVILLE, TN
EB *FIRST RESPONDER PE	GENERAL FUND	POLICE	648.56	REGISTRATION CHAPLAIN TRAINING *03.31, 2026* HENDLEY, PERSINGER, PEARCY, PEARCY, LUNDBERG, JOHNSON, BORRERO, WHITMORE* ZOOM
SQ *SNIPERCRAFT MID-ATLAN	GENERAL FUND	POLICE	1,995.00	REGISTRATION FOR SNIPERCRAFT BASIC POLICE COURSE *05.18-05.22, 2026* HUBER, MARTENSEN, BALLENGER* JANESVILLE, WI
HYATT REGENCY NEW ORLNS	GENERAL FUND	POLICE	853.32	HOTEL FOR IACP OFFICER SAFETY AND WELLNESS CONFERENCE *03.05-03.08, 2026* GALLAGHER, PAUL* NEW ORLEANS, LA
AMERICAN AIR0012326727367	GENERAL FUND	POLICE	649.80	FLIGHT FOR CONFERENCE ON CRIMES AGAINST WOMAN *05.17-05.21, 2026* TILLMON, COURTNEY* DALLAS, TX
AMERICAN AIR0012326726892	GENERAL FUND	POLICE	649.80	FLIGHT FOR CONFERENCE ON CRIMES AGAINST WOMAN *05.17-05.21, 2026* AMADOR, CASSIE* DALLAS, TX
CONFERENCE ON CRIMES AGAI	GENERAL FUND	POLICE	1,350.00	REGISTRATION FOR CONFERENCE ON CRIMES AGAINST WOMAN *05.17-05.21, 2026* TILLMON, COURTNEY* AMADOR, CASSIE* DALLAS, TX
AP020 - PF O'HARE ONLINE	GENERAL FUND	POLICE	146.00	PRE-FLIGHT PARKING FOR CONFERENCE ON CRIMES AGAINST WOMAN *05.17-05.21, 2026* TILLMON, COURTNEY* DALLAS, TX
AMERICAN AIR0012327616997	GENERAL FUND	POLICE	597.80	FLIGHT FOR POLICE MEMORIAL WEEK 2026 *05.10-05.15, 2026* PRESLEY, JAMES* WASHINGTON DC
AMERICAN AIR0012327616999	GENERAL FUND	POLICE	597.80	FLIGHT FOR POLICE MEMORIAL WEEK 2026 *05.10-05.15, 2026* ROHER, TIMOTHY* WASHINGTON DC
AMERICAN AIR0012327616998	GENERAL FUND	POLICE	597.80	FLIGHT FOR POLICE MEMORIAL WEEK 2026 *05.10-05.15, 2026* VAZQUEZ, JOHNNY* WASHINGTON DC
AMERICAN AIR0012327616996	GENERAL FUND	POLICE	597.80	FLIGHT FOR POLICE MEMORIAL WEEK 2026 *05.10-05.15, 2026* WOLF, BRANDON* WASHINGTON DC

MERCHANT	FUND	DEPARTMENT	AMOUNT	DESCRIPTION
ILACP	GENERAL FUND	POLICE	658.00	REGISTRATION FOR 2026 ILACP CONFERENCE *04.29-05.01, 2026* REDD, CARLA* SANDER, MARK* SPRINGFIELD, IL
COACH USA	GENERAL FUND	POLICE	221.80	BUS TICKETS FOR POLICE MEMORIAL WEEK 2026 *05.10-05.15, 2026* PRESLEY, ROHER, VAZQUEZ, WOLF* WASHINGTON DC
SHERATON DALLAS FD	GENERAL FUND	POLICE	201.21	HOTEL FOR CONFERENCE ON CRIMES AGAINST WOMAN * 05.17-05.21, 2026 * TILLMON, COURTNEY * DALLAS, TX
SHERATON DALLAS FD	GENERAL FUND	POLICE	201.21	HOTEL FOR CONFERENCE ON CRIMES AGAINST WOMAN * 05.17-05.21, 2026 * AMADOR, CASSIE * DALLAS, TX
CROWNE PLAZA SPRINGFIELD	GENERAL FUND	POLICE	325.98	HOTEL FOR IL POLICE OFFICERS MEMORIAL * 05.06-05.07, 2026 * KEILY, GARY * MILNE, NATHAN * SPRINGFIELD, IL
CROWNE PLAZA SPRINGFIELD	GENERAL FUND	POLICE	325.98	HOTEL FOR IL POLICE OFFICERS MEMORIAL * 05.06-05.07, 2026 * MARQUEZ, EMILIO * TOEPFER, SHAWN * SPRINGFIELD, IL
CROWNE PLAZA SPRINGFIELD	GENERAL FUND	POLICE	325.98	HOTEL FOR IL POLICE OFFICERS MEMORIAL * 05.06-05.07, 2026 * WOODS, SHERRELL * HORMIG, KELLY * SPRINGFIELD, IL
CROWNE PLAZA SPRINGFIELD	GENERAL FUND	POLICE	325.98	HOTEL FOR IL POLICE OFFICERS MEMORIAL * 05.06-05.07, 2026 * GENKINGER, ANDREA * ALEXANDER, JHORDYNNE * SPRINGFIELD, IL
UNITED 0162388625584	GENERAL FUND	POLICE	560.72	FLIGHT FOR IACP MIDYEAR MEETING * 04.09-04.12, 2026 * REDD, CARLA * GRAPEVINE, TX
UNITED 0164382928761	GENERAL FUND	POLICE	72.01	FLIGHT SEAT ASSIGNMENT FOR IACP MIDYEAR MEETING * 04.09-04.12, 2026 * REDD, CARLA * GRAPEVINE, TX
UNITED 0164382928762	GENERAL FUND	POLICE	85.99	FLIGHT SEAT ASSIGNMENT FOR IACP MIDYEAR MEETING * 04.09-04.12, 2026 * REDD, CARLA * GRAPEVINE, TX
UNITED 0164382928886	GENERAL FUND	POLICE	35.00	LUGGAGE FOR IACP MIDYEAR MEETING * 04.09-04.12, 2026 * REDD, CARLA * GRAPEVINE, TX
UNITED 0164382928887	GENERAL FUND	POLICE	35.00	LUGGAGE FOR IACP MIDYEAR MEETING * 04.09-04.12, 2026 * REDD, CARLA * GRAPEVINE, TX
AP020 - PF O'HARE ONLINE	GENERAL FUND	POLICE	123.75	PRE-FLIGHT PARKING FOR IACP MIDYEAR MEETING * 04.09-04.12, 2026 * REDD, CARLA * GRAPEVINE, TX
NOBLE CONF* NOBLE CONF	GENERAL FUND	POLICE	425.00	REGISTRATION FOR NOBLE CONFERENCE * 07.24-07.28, 2026 * WOODS, SHERRELL * DALLAS, TX
UNITED 0162389619974	GENERAL FUND	POLICE	324.79	FLIGHT FOR NOBLE CONFERENCE * 07.24-07.28, 2026 * WOODS, SHERRELL * DALLAS, TX
UWPLT ACCOUNTS RECEIVABLE	GENERAL FUND	POLICE	50.00	REGISTRATION FOR UW PLATTEVILLE CAREER FAIR 03.05 * WILSON, JACOB * TERRANOVA, RYAN * PLATTEVILLE, WI
ELAVON SERVICE FEE UWPLT	GENERAL FUND	POLICE	1.25	REGISTRATION SERVICE FEE FOR UW PLATTEVILLE CAREER FAIR 03.05 * WILSON, JACOB * TERRANOVA, RYAN * PLATTEVILLE, WI
OMNI NASHVILLE ONLINE SRV	GENERAL FUND	POLICE	2,039.84	HOTEL FOR AXON WEEK 2026 * 04.06-04.10, 2026 * DILLARD, BRANDON * NASHVILLE, TN
ILLINOIS AWWA	GENERAL FUND	PUBLIC WORKS ADMIN	145.00	ENERGY SUMMIT*3/19/26*SCOTT SANDERS* IN PERSON
AMERICAN WATER WORKS ASSO	WATER		75.00	AWWA ESSENTIAL POLICY UPDATES FOR AWWA'S DC OFFICE * 3/11/26 * MATT MOORMAN * VIRTUAL
<b>Apr-26</b>		<b>TOTAL</b>	<b>45,305.23</b>	

MERCHANT	FUND	DEPARTMENT	AMOUNT	DESCRIPTION
UNITED 0162392298095	CIP	CIP	138.44	2026 ESRI CONFERENCE* 7/14/26-7/16/26* JUSTIN EMERSON* IN PERSON
DOUBLETREE AB LINCOLN	GENERAL FUND	CITY COUNCIL	314.64	HOTEL FOR IML LOBBY DAY* 4/28/26 - 4/30/26* ALD. BELL* SPRINGFIELD, IL
DOUBLETREE AB LINCOLN	GENERAL FUND	CITY COUNCIL	314.64	HOTEL FOR IML LOBBY DAY* 4/28/26 - 4/30/26* ALD. MEEKS* SPRINGFIELD, IL
DOUBLETREE AB LINCOLN	GENERAL FUND	CITY COUNCIL	636.12	HOTEL FOR IML LOBBY DAY* 4/28/26 - 4/30/26* ALD. TORINA* SPRINGFIELD, IL
INT'L CODE COUNCIL INC	GENERAL FUND	CONSTR & DEV SERVICES	529.50	2020 NEC HANDBOOK AND TABS, 2021 IMC BOOK AND TABS ENGLISH, 2021 IMC BOOK SPANISH*4/30/2026*CHRISTINA HARGROVE*ROCKFORD,IL
FSP*ACE	GENERAL FUND	CONSTR & DEV SERVICES	75.00	IL ASSOCIAT OF CODE ENFORCE SWIM POOL & SPA CODE INSPECT AND MANAG SPECIAL EVENTS TRAIN*04/15/2026*VICTOIR WILDER*ELGIN, IL
FSP*ACE	GENERAL FUND	CONSTR & DEV SERVICES	75.00	IL ASSOCIAT OF CODE ENFORCE SWIM POOL & SPA CODE INSPECT AND MANAG SPECIAL EVENTS TRAIN*04/15/2026*STEPHANIE PEAVY*ELGIN, IL
FSP*ACE	GENERAL FUND	CONSTR & DEV SERVICES	75.00	IL ASSOCIAT OF CODE ENFORCE SWIM POOL & SPA CODE INSPECT AND MANAG SPECIAL EVENTS TRAINING*04/15/2026*DEVON JOINER*ELGIN, IL
ILLINOISMEC	GENERAL FUND	CONSTR & DEV SERVICES	30.00	IL CODE COUNCIL - IMIA - COMMERCIAL KITCHEN HOOD TRAINING*04/21/2026*PATECIA RUSH*NORMAL,IL
1179623-ICC	GENERAL FUND	CONSTR & DEV SERVICES	50.00	INTERNATIONAL CODE COUNCIL IPMC IN-PERSON TESTING FEE *05/7/2026*VICTOIR WILDER*ELGIN, IL
INT'L CODE COUNCIL INC	GENERAL FUND	CONSTR & DEV SERVICES	255.00	INTERNATIONAL CODE COUNCIL IPMC TESTING*05/7/2026*VICTOIR WILDER*ELGIN, IL
INT'L CODE COUNCIL INC	GENERAL FUND	CONSTR & DEV SERVICES	255.00	INTERNATIONAL CODE COUNCIL IPMC TESTING*05/8/2026**JESSICA ANDERSON*ELGIN, IL
AMERICAN AIR0012339201668	FAMILY PEACE CENTER	DOMESTIC & COMMUNITY VIOLENCE	541.80	FLIGHT TO CAW CONFERENCE*5/18/26 - 5/21/26*JOANN JONES*DALLAS, TX
AMERICAN AIR0014495022466	FAMILY PEACE CENTER	DOMESTIC & COMMUNITY VIOLENCE	45.00	CHECKED BAG DEPARTURE*5/18/26 - 5/21/26*JOANN JONES*DALLAS, TX
AMERICAN AIR0012339201669	FAMILY PEACE CENTER	DOMESTIC & COMMUNITY VIOLENCE	541.80	FLIGHT TO CAW CONFERENCE*5/18/26 - 5/21/26*MAKENNA SCHONEKNOLL*DALLAS, TX
AMERICAN AIR0014495022471	FAMILY PEACE CENTER	DOMESTIC & COMMUNITY VIOLENCE	45.00	CHECKED BAG RETURN*5/18/26 - 5/21/26*ANNA GRZELAK*DALLAS, TX
AMERICAN AIR0014495022470	FAMILY PEACE CENTER	DOMESTIC & COMMUNITY VIOLENCE	45.00	CHECKED BAG DEPARTURE*5/18/26 - 5/21/26*ANNA GRZELAK*DALLAS, TX
AMERICAN AIR0014495022469	FAMILY PEACE CENTER	DOMESTIC & COMMUNITY VIOLENCE	45.00	CHECKED BAG RETURN*5/18/26 - 5/21/26*MAKENNA SCHONEKNOLL*DALLAS, TX
AMERICAN AIR0014495022468	FAMILY PEACE CENTER	DOMESTIC & COMMUNITY VIOLENCE	45.00	CHECKED BAG DEPARTURE*5/18/26 - 5/21/26*JOANN JONES*DALLAS, TX
AMERICAN AIR0014495022467	FAMILY PEACE CENTER	DOMESTIC & COMMUNITY VIOLENCE	45.00	CHECKED BAG DEPARTURE*5/18/26 - 5/21/26*MAKENNA SCHONEKNOLL*DALLAS, TX
AMERICAN AIR0012339201670	FAMILY PEACE CENTER	DOMESTIC & COMMUNITY VIOLENCE	541.80	FLIGHT TO CAW CONFERENCE*5/18/26 - 5/21/26*ANNA GRZELAK*DALLAS, TX
ALLIANCE FOR HOPE INTERN	FAMILY PEACE CENTER	DOMESTIC & COMMUNITY VIOLENCE	595.00	REGISTRATION FOR FPC CONFERENCE* 11/03/26 - 11/05/26* ANNA GRZELAK* ST. PETERSBURG, FL
YOUTH OUTLOOK	FAMILY PEACE CENTER	DOMESTIC & COMMUNITY VIOLENCE	90.68	FUTURE OUTLOOK 2026 CONFERENCE* 4/16/26* MARY TRUJILLO* NAPERVILLE, IL
YOUTH OUTLOOK	FAMILY PEACE CENTER	DOMESTIC & COMMUNITY VIOLENCE	90.67	FUTURE OUTLOOK 2026 CONFERENCE* 4/16/26* MARY TRUJILLO* NAPERVILLE, IL
PEORIA MARRIOTT PERE M	GENERAL FUND	ECONOMIC DEVELOPMENT	182.65	A GARRISON - 4/22/26-4/23/26 - PEORIA IL
UNITED 0162392298095	GENERAL FUND	ENGINEERING	415.33	2026 ESRI CONFERENCE* 7/14/26-7/16/26* JUSTIN EMERSON* IN PERSON
SPECIAL EVENT SAFETY S	GENERAL FUND	ENGINEERING	849.00	SPECIAL EVENTS SAFETY SEMINAR* 12/1/26-12/3/26* MARTIN BLOOM* IN PERSON
HOTEL KANSAS CITY	GENERAL FUND	FINANCE	1,554.40	HOTEL STAY GFOA BUDGET ACADEMY TRAINING *KRISTIN BOEL* 04/20/26 - 04/23/26 **KANSAS CITY, MO
IAAI	GENERAL FUND	FIRE	633.00	MOTOR VEHICLE FIRE*06/02/26-06/04/26*CHRISTOPHER TUMEO*YORKVILLE, IL
FAIRFIELD INN & SUITES	GENERAL FUND	FIRE	991.88	HOTEL FOR ITC 2026-ITC WEEK*04/26/26-04/30/26*NATHAN CARDEN*ST LOUIS, MO
UNION STATION HOTEL	GENERAL FUND	FIRE	1,114.45	HOTEL FOR ITC 2026-ITC WEEK*04/26/26-05/01/26*TIMOTHY MORRIS, JR*ST LOUIS, MO
BEST WESTERN HOTELS	GENERAL FUND	FIRE	122.34	GRANT-HOTEL FOR WIU PUBLIC SAFETY CAREER FAIR-APRIL20-21-RECRUITER BO CHANEY-MACOMB IL
ILLINOIS FIRE CHIEFS ASSO	GENERAL FUND	FIRE	475.00	IL FIRE CHIEF ASSOC TRAINING PROGRAM MANAGER CLASS-MAY 18, JUNE 15-17-DISTRICT CHIEF ERIK MEYER-MT PROSPECT IL
SHERATON GRAND CHICAGO	GENERAL FUND	FIRE	617.26	HOTEL FOR ATRIUM HEALTH MOBILE INT HEALTH CONFERENCE*4/1-4/7/26*CRAIG CONDERMAN*CHICAGO, IL
SHERATON GRAND CHICAGO	GENERAL FUND	FIRE	150.01	PARKING FOR ATRIUM HEALTH MOBILE INT HEALTH CONFERENCE*4/1-4/7/26*JONATHAN LARSON*CHICAGO, IL
SHERATON GRAND CHICAGO	GENERAL FUND	FIRE	150.01	PARKING FOR ATRIUM HEALTH MOBILE INT HEALTH CONFERENCE*4/1/26-4/7/26*RYAN BANEY*CHICAGO, IL
WIPFLI LLP	HEALTH & HUMAN SERVICES	HEALTH & HUMAN SERVICES	1,050.00	UNIFORM GUIDANCE REGULATION TRAINING * 05/26/26 - 05/28/26 * HARKABUS * ONLINE
REALESTATE TRAINING FORU	HEALTH & HUMAN SERVICES	HEALTH & HUMAN SERVICES	225.00	IL EPA LEAD RENOVATOR RRP COURSE*4/22/26*RUUKIA STREETER*DES PLAINES IL DOE T/TA
PAYPAL *BPI	HEALTH & HUMAN SERVICES	HEALTH & HUMAN SERVICES	360.00	PAYMENT FOR CERTIFICATION RENEWAL QCI BRANDON HARVEY DOE T/TA
HOMES TO SUITES BY HILTON	HEALTH & HUMAN SERVICES	HEALTH & HUMAN SERVICES	213.24	HOTEL*CAP/CAN WORKSHOP*4/27/26-4/28/26*TEAIRIA ROBINSON*SPRINGFIELD IL
ROE #4	HEALTH & HUMAN SERVICES	HEALTH & HUMAN SERVICES	10.00	ANNUAL REFERSHER CLASS FOR CDL - FH2604002HS
COMMITTEE FOR CHILDREN	HEALTH & HUMAN SERVICES	HEALTH & HUMAN SERVICES	2,000.00	REGISTRATION COMMITTEE FOR CHILDREN*PACE HEAD START STAFF*VIRTUAL WORKSHOP-FH2603034HS/TTA
PY *WI CESAS	HEALTH & HUMAN SERVICES	HEALTH & HUMAN SERVICES	2,937.50	REGISTRATION FSC DIRECT SERVICE PROVIDER TRAINING*2026*DESTINY, PRECIOUS, REBECA*VIRTUAL -FH2604005HS/EHS TTA
PY *WI CESAS	HEALTH & HUMAN SERVICES	HEALTH & HUMAN SERVICES	587.50	REGISTRATION FSC DIRECT SERVICE PROVIDER TRAINING*2026*DESTINY, PRECIOUS, REBECA*VIRTUAL -FH2604005HS/EHS TTA
TRIFOIA.COM/COURSES	HEALTH & HUMAN SERVICES	HEALTH & HUMAN SERVICES	87.32	PYRAMID MODEL PRESCHOOL MODULES *PRACTICE BASED COACHING EMODULE*4/13/26-4/13/27*JUDITH GOUDY*VIRTUAL-FH2604003HS/EHS/TTA
TRIFOIA.COM/COURSES	HEALTH & HUMAN SERVICES	HEALTH & HUMAN SERVICES	30.68	PYRAMID MODEL PRESCHOOL MODULES *PRACTICE BASED COACHING EMODULE*4/13/26-4/13/27*JUDITH GOUDY*VIRTUAL-FH2604003HS/EHS/TTA
TRIFOIA.COM/COURSES	HEALTH & HUMAN SERVICES	HEALTH & HUMAN SERVICES	36.26	REGISTRATION*PRACTICE BASED COACHING EMODULE*4/13/2026-4/13/2027*LESLIE HAZELBAUER-WETTER*VIRTUAL-FH2604004HS EHS/TTA
TRIFOIA.COM/COURSES	HEALTH & HUMAN SERVICES	HEALTH & HUMAN SERVICES	12.74	REGISTRATION*PRACTICE BASED COACHING EMODULE*4/13/2026-4/13/2027*LESLIE HAZELBAUER-WETTER*VIRTUAL-FH2604004HS EHS/TTA
SWISSOTEL CHICAGO HTL	HEALTH & HUMAN SERVICES	HEALTH & HUMAN SERVICES	594.22	HOTEL INTERACT CLASS SUMMIT*4/28-4/29/26*LESLIE HAZELBAUER-WETTER*CHICAGO, IL-
SWISSOTEL CHICAGO HTL	HEALTH & HUMAN SERVICES	HEALTH & HUMAN SERVICES	208.78	HOTEL INTERACT CLASS SUMMIT*4/28-4/29/26*LESLIE HAZELBAUER-WETTER*CHICAGO, IL-
AMERICAN AIR0017437041329	HEALTH & HUMAN SERVICES	HEALTH & HUMAN SERVICES	132.60	FLIGHT WAIVER CONSCIOUS DISCIPLINE INSTITUTE: BIRTH TO 5*JUDITH GOUDY*6/7-6/12/26*ORLANDO, FL-FH2604019HS/EHS TTA
AMERICAN AIR0017437041329	HEALTH & HUMAN SERVICES	HEALTH & HUMAN SERVICES	46.59	FLIGHT WAIVER CONSCIOUS DISCIPLINE INSTITUTE: BIRTH TO 5*JUDITH GOUDY*6/7-6/12/26*ORLANDO, FL-FH2604019HS/EHS TTA
AGENT FEE 8900930827698	HEALTH & HUMAN SERVICES	HEALTH & HUMAN SERVICES	29.60	FLIGHT WAIVER CONSCIOUS DISCIPLINE INSTITUTE: BIRTH TO 5*JUDITH GOUDY*6/7-6/12/26*ORLANDO, FL-FH2604019HS/EHS TTA
AGENT FEE 8900930827698	HEALTH & HUMAN SERVICES	HEALTH & HUMAN SERVICES	10.40	FLIGHT WAIVER CONSCIOUS DISCIPLINE INSTITUTE: BIRTH TO 5*JUDITH GOUDY*6/7-6/12/26*ORLANDO, FL-FH2604019HS/EHS TTA
HYATT REGENCY MCCORMICK	HEALTH & HUMAN SERVICES	HEALTH & HUMAN SERVICES	908.07	HOTEL OHS MIDWEST REGION/TTAS LEADERSHIP INSTITUTE*4/27-4/30/26*SARA KASZCZUK*CHICAGO, IL-FH2605013HS/TTA
72327 - 201 W MADISON	HEALTH & HUMAN SERVICES	HEALTH & HUMAN SERVICES	19.44	PARKING NICI CHICAGO- AP260506AP
72327 - 201 W MADISON	HEALTH & HUMAN SERVICES	HEALTH & HUMAN SERVICES	19.44	PARKING NICI CHICAGO- AP260506AP
72327 - 201 W MADISON	HEALTH & HUMAN SERVICES	HEALTH & HUMAN SERVICES	4.32	PARKING NICI CHICAGO- AP260506AP
72327 - 201 W MADISON	HEALTH & HUMAN SERVICES	HEALTH & HUMAN SERVICES	5.40	PARKING NICI CHICAGO- AP260506AP
72327 - 201 W MADISON	HEALTH & HUMAN SERVICES	HEALTH & HUMAN SERVICES	1.08	PARKING NICI CHICAGO- AP260506AP
72327 - 201 W MADISON	HEALTH & HUMAN SERVICES	HEALTH & HUMAN SERVICES	1.08	PARKING NICI CHICAGO- AP260506AP
72327 - 201 W MADISON	HEALTH & HUMAN SERVICES	HEALTH & HUMAN SERVICES	1.08	PARKING NICI CHICAGO- AP260506AP
72327 - 201 W MADISON	HEALTH & HUMAN SERVICES	HEALTH & HUMAN SERVICES	1.62	PARKING NICI CHICAGO- AP260506AP
72327 - 201 W MADISON	HEALTH & HUMAN SERVICES	HEALTH & HUMAN SERVICES	0.54	PARKING NICI CHICAGO- AP260506AP
EXPEDIA 73425356680082	HEALTH & HUMAN SERVICES	HEALTH & HUMAN SERVICES	620.60	HOTEL*2026 HOME IL SUMMIT-RISING WITH RESILIENCE*5/12-5/13/26*AW,JG,LS*SPRINGFIELD IL
SP TOOLS 2 SUCCEED	GENERAL FUND	HUMAN RESOURCES	199.00	HRCI CERTIFICATION RENEWAL * 4/3/26 * JULIE SMITH * ONLINE
GOVERNMENT* NEOGOV FUE	GENERAL FUND	HUMAN RESOURCES	30.00	ELEVATION PROGRAM DESIGN & ONGOING PERFORMANCE MANAGEMENT * 4.29.2026* JULIE SMITH * ONLINE
GOVERNMENT* NEOGOV FUE	GENERAL FUND	HUMAN RESOURCES	30.00	ADVANCING THE ONBOARDING EXPERIENCE * 4.29.2026* STEPHANIE MATHEWS * ONLINE

MERCHANT	FUND	DEPARTMENT	AMOUNT	DESCRIPTION
HOMES TO SUITES BY HILTON	GENERAL FUND	HUMAN RESOURCES	1,353.36	HOTEL FOR NATIONAL IPELRA 2026 ANNUAL TRAINING CONFERENCE *04/19/26*04/22/26*SHURICE HUNTER, CHARLOTTE, NC
HARRAH'S HOTEL LAS VEGAS	INFO TECHNOLOGY & INTEGRATI	INFORMATION TECHNOLOGY & INTEGRA	116.69	MUNIS CONFERENCE
PELRA* INV-23636	GENERAL FUND	LEGAL	325.00	2026 IPELRA EMPLOYMENT LAW SEMINAR* 03/12/26* CHARLOTTE HOSS* OAKBROOK TERRACE, IL
AMERICAN LIBRARY ASSOCIAT	PUBLIC LIBRARY	LIBRARY	290.00	ALA CONFERENCE REGISTRATION FOR ANTHONY CORTEZ
DOUBLETREE AB LINCOLN	GENERAL FUND	MAYOR'S OFFICE	314.64	IML SPRING BOARD MEETING AND LOBBY DAY*4/28/26-4/30/26*MAYOR MCNAMARA*SPRINGFIELD, IL
DOUBLETREE AB LINCOLN	GENERAL FUND	MAYOR'S OFFICE	909.72	HOTEL FOR IML LOBBY DAY* 4/28/26 - 4/30/26* ALD. SALGADO* SPRINGFIELD, IL
PILOT INSTITUTE	GENERAL FUND	POLICE	149.46	PART 107 DRONE PILOT TRAINING ONLINE*4/10/2026*ONGOING DEPARTMENT TRAINING*ROCKFORD, IL
LYFT *RIDE WED 8PM	GENERAL FUND	POLICE	34.91	TRAVEL DECRIMINALIZING MENTAL ILLNESS*4/9-10/26*ANQUINETTE PARHAM*MIAMI, FL
LYFT *RIDE THU 8AM	GENERAL FUND	POLICE	16.93	TRAVEL DECRIMINALIZING MENTAL ILLNESS*4/9-10/26*ANQUINETTE PARHAM*MIAMI, FL
LYFT *RIDE FRI 8AM	GENERAL FUND	POLICE	15.99	TRAVEL DECRIMINALIZING MENTAL ILLNESS*4/9-10/26*ANQUINETTE PARHAM*MIAMI, FL
LYFT *RIDE FRI 3PM	GENERAL FUND	POLICE	33.16	TRAVEL DECRIMINALIZING MENTAL ILLNESS*4/9-10/26*ANQUINETTE PARHAM*MIAMI, FL
DOUBLETREE BISCAYNE	GENERAL FUND	POLICE	638.10	HOTEL DECRIMINALIZING MENTAL ILLNESS*4/9-10/26*ANQUINETTE PARHAM*MIAMI, FL
91484 - ROCKFORD AIRPORT	GENERAL FUND	POLICE	27.00	TRAVEL DECRIMINALIZING MENTAL ILLNESS*4/9-10/26*ANQUINETTE PARHAM*MIAMI, FL-AP260508
LYFT *INCREASE TIP	GENERAL FUND	POLICE	5.24	TRAVEL DECRIMINALIZING MENTAL ILLNESS*4/9-10/26*ANQUINETTE PARHAM*MIAMI, FL-AP260509
UW MADISON ICEP	GENERAL FUND	POLICE	20.00	STRANGULATION TRAINING* 4/22/26 - 4/23/26* ANDREA CARLSON* ROCKFORD, IL
UW MADISON ICEP	GENERAL FUND	POLICE	20.00	STRANGULATION TRAINING* 4/22/26 - 4/23/26* J. CACCIAPAGLIA* ROCKFORD, IL
OMNI NASHVILLE ONLINE SRV	GENERAL FUND	POLICE	(176.11)	REFUND OF HOTEL FEES FOR AXON WEEK 2026 * 04.06-04.10, 2026 * DILLARD, BRANDON * NASHVILLE, TN
GAYLORD TEXAN FRONT DE	GENERAL FUND	POLICE	918.89	HOTEL FOR IACP MIDYEAR MEETING * 04.09-04.12, 2026 * REDD, CARLA * GRAPEVINE, TX
DECATUR CONFERENCE CEN	GENERAL FUND	POLICE	501.60	HOTEL FOR DRE SCHOOL * 04.13-04.16, 2026 * GENKINGER, ANDREA * DECATUR, IL
CONFERENCE ON CRIMES AGAI	GENERAL FUND	POLICE	1,350.00	REGISTRATION CONFERENCE ON CRIMES AGAINST WOMAN *05.17-05.21, 2026* WASHO, ROBERT * POPIELARCZYK, CHRISTOPHER * DALLAS, TX
UNITED 0162393830869	GENERAL FUND	POLICE	377.81	FLIGHT FOR CONFERENCE ON CRIMES AGAINST WOMAN * 05.17-05.21, 2026 * WASHO, ROBERT * DALLAS, TX
UNITED 0162393830870	GENERAL FUND	POLICE	377.81	FLIGHT FOR CONFERENCE ON CRIMES AGAINST WOMAN * 05.17-05.21, 2026 * POPIELARCZYK, CHRISTOPHER * DALLAS, TX
UNITED 0164387907951	GENERAL FUND	POLICE	72.01	FLIGHT SEAT ASSIGNMENT FOR CONFERENCE ON CRIMES AGAINST WOMAN * 05.17-05.21, 2026 * POPIELARCZYK, CHRISTOPHER * DALLAS, TX
UNITED 0164387907952	GENERAL FUND	POLICE	72.01	FLIGHT SEAT ASSIGNMENT FOR CONFERENCE ON CRIMES AGAINST WOMAN * 05.17-05.21, 2026 * POPIELARCZYK, CHRISTOPHER * DALLAS, TX
UNITED 0164387907953	GENERAL FUND	POLICE	72.01	FLIGHT SEAT ASSIGNMENT FOR CONFERENCE ON CRIMES AGAINST WOMAN * 05.17-05.21, 2026 * WASHO, ROBERT * DALLAS, TX
UNITED 0164387907954	GENERAL FUND	POLICE	72.01	FLIGHT SEAT ASSIGNMENT FOR CONFERENCE ON CRIMES AGAINST WOMAN * 05.17-05.21, 2026 * WASHO, ROBERT * DALLAS, TX
UNITED 0164387908223	GENERAL FUND	POLICE	45.00	LUGGAGE FOR CONFERENCE ON CRIMES AGAINST WOMAN * 05.17-05.21, 2026 * WASHO, ROBERT * DALLAS, TX
UNITED 0164387908224	GENERAL FUND	POLICE	45.00	LUGGAGE FOR CONFERENCE ON CRIMES AGAINST WOMAN * 05.17-05.21, 2026 * POPIELARCZYK, CHRISTOPHER * DALLAS, TX
UNITED 0164387908225	GENERAL FUND	POLICE	45.00	LUGGAGE FOR CONFERENCE ON CRIMES AGAINST WOMAN * 05.17-05.21, 2026 * WASHO, ROBERT * DALLAS, TX
UNITED 0164387908226	GENERAL FUND	POLICE	45.00	LUGGAGE FOR CONFERENCE ON CRIMES AGAINST WOMAN * 05.17-05.21, 2026 * POPIELARCZYK, CHRISTOPHER * DALLAS, TX
SHERATON DALLAS FD	GENERAL FUND	POLICE	201.21	HOTEL FOR CONFERENCE ON CRIMES AGAINST WOMAN * 05.17-05.21, 2026 * WASHO, ROBERT * DALLAS, TX
SHERATON DALLAS FD	GENERAL FUND	POLICE	201.21	HOTEL FOR CONFERENCE ON CRIMES AGAINST WOMAN * 05.17-05.21, 2026 * POPIELARCZYK, CHRISTOPHER * DALLAS, TX
AP020 - PF O'HARE ONLINE	GENERAL FUND	POLICE	146.00	PRE-FLIGHT PARKING FOR CONFERENCE ON CRIMES AGAINST WOMAN * 05.17-05.21, 2026 * WASHO, ROBERT * DALLAS, TX
DECATUR CONFERENCE CEN	GENERAL FUND	POLICE	501.60	HOTEL FOR DRE SCHOOL * 04.19-04.22, 2026 * GENKINGER, ANDREA * DECATUR, IL
DRURY INNS	GENERAL FUND	POLICE	691.30	HOTEL FOR LLRMI TRAINING *04.19-04.24, 2026* BERKE, SPENCER* FORT MYERS, FL
HOTEL KANSAS CITY	GENERAL FUND	POLICE	815.12	HOTEL FOR BUDGET ACADEMY *04.19-04.23, 2026* JAWOROWSKI, CAROL* KANSAS CITY, MO
ENTERPRISE RENT-A-CAR	GENERAL FUND	POLICE	325.29	RENTAL CAR FOR LLRMI TRAINING *04.19-04.24, 2026* BERKE, SPENCER* FORT MYERS, FL
AMERICAN AIR0014494745597	GENERAL FUND	POLICE	35.00	LUGGAGE FOR CONFERENCE ON CRIMES AGAINST WOMAN * 05.17-05.21, 2026 * TILLMON, COURTNEY * DALLAS, TX
AMERICAN AIR0014494745598	GENERAL FUND	POLICE	35.00	LUGGAGE FOR CONFERENCE ON CRIMES AGAINST WOMAN * 05.17-05.21, 2026 * TILLMON, COURTNEY * DALLAS, TX
AMERICAN AIR0014494745938	GENERAL FUND	POLICE	35.00	LUGGAGE FOR CONFERENCE ON CRIMES AGAINST WOMAN * 05.17-05.21, 2026 * AMADOR, CASSIE * DALLAS, TX
AMERICAN AIR0014494745939	GENERAL FUND	POLICE	35.00	LUGGAGE FOR CONFERENCE ON CRIMES AGAINST WOMAN * 05.17-05.21, 2026 * AMADOR, CASSIE * DALLAS, TX
AP020 - PF O'HARE ONLINE	GENERAL FUND	POLICE	141.00	PRE-FLIGHT PARKING FOR CONFERENCE ON CRIMES AGAINST WOMAN * 05.17-05.21, 2026 * AMADOR, CASSIE * DALLAS, TX
MN LEMA	GENERAL FUND	POLICE	750.00	REGISTRATION FOR LEMA CAMP * 09.13-09.17, 2026 * HONOR GUARD * CAMP RILEY, MN
MN LEMA	GENERAL FUND	POLICE	750.00	REGISTRATION FOR LEMA CAMP * 09.13-09.17, 2026 * HONOR GUARD * CAMP RILEY, MN
CROWNE PLAZA SPRINGFIELD	GENERAL FUND	POLICE	296.40	HOTEL FOR ILACP CONFERENCE * 04.29-05.01, 2026 * SANDER, MARK * SPRINGFIELD, IL
CROWNE PLAZA SPRINGFIELD	GENERAL FUND	POLICE	296.40	HOTEL FOR ILACP CONFERENCE * 04.29-05.01, 2026 * REDD, CARLA * SPRINGFIELD, IL
NATIONAL GANG CRIME RESEA	GENERAL FUND	POLICE	2,250.00	REGISTRATION FOR NGCRC CONFERENCE * 08.03-08.05, 2026 * STEWART, DANIEL * BOONE, D'EVYRON * DAVIDSON, LUCAS * CHICAGO, IL
FOUR POINTS BY SHERATO	GENERAL FUND	PUBLIC WORKS ADMIN	329.70	WATER CONFERENCE 2026* 4/14/26-4/15/26*SCOTT SANDERS* IN PERSON
ILLINOIS AWWA	WATER	WATER	109.00	PLANT MAINTENANCE TECHNOLOGIST CONFERENCE*5/14/26*TONY GUZMAN*ADDISON
PEORIA MARRIOTT PERE M	WATER	WATER	244.75	ADDITIONAL HOTEL FOR WATERCON 2026 * 4/13/26 - 4/14/26 * MATT MOORMAN * PEORIA, IL
PEORIA MARRIOTT PERE M	WATER	WATER	240.15	ADDITIONAL HOTEL FOR WATERCON 2026 * 4/13/26 - 4/14/26 * JAMIE ROTT * PEORIA, IL
PEORIA MARRIOTT PERE M	WATER	WATER	473.40	HOTEL FOR WATERCON 2026 * 4/14/26 - 4/16/26 * MIKE NORRIS * PEORIA, IL
PEORIA MARRIOTT PERE M	WATER	WATER	473.40	HOTEL FOR WATERCON 2026 * 4/14/26 - 4/16/26 * JAMIE ROTT * PEORIA, IL
PEORIA MARRIOTT PERE M	WATER	WATER	473.40	HOTEL FOR WATERCON 2026 * 4/14/26 - 4/16/26 * MATT MOORMAN * PEORIA, IL
PEORIA MARRIOTT PERE M	WATER	WATER	473.40	HOTEL FOR WATERCON 2026 * 4/14/26 - 4/16/26 * MATT BAILLARGEON * PEORIA, IL
PEORIA MARRIOTT PERE M	WATER	WATER	473.40	HOTEL FOR WATERCON 2026 * 4/14/26 - 4/16/26 * GREGG HOCKMUTH * PEORIA, IL
UW CONT ED REG CENTER	WATER	WATER	1,795.00	UW MADISON FINANCIAL ANALYSIS FOR TECHNICAL PROFS, MANAGERS AND PLANNERS * 7/13/26 - 8/24/26 * TIFFANY ANDERSON * VIRTUAL
COUNTRY INN & SUITES B	WATER	WATER	626.66	HOTEL FOR ILLINOIS PUBLIC SERVICE INSTITUTE * 4/26/26 - 5/1/26 * HEATH STREETER * EFFINGHAM, IL
HOLIDAY INN	WATER	WATER	784.00	HOTEL FOR ILLINOIS PUBLIC SERVICE INSTITUTE * 4/26/26 - 5/1/26 * JAIME GUERRERO JR * EFFINGHAM, IL
<b>May-26</b>		<b>TOTAL</b>	<b>45,179.55</b>	

**May 2026 PURCHASES, \$10,000 - \$25,000**

Purchase Order	Fiscal Year	Total Ordered	Total Liquidated	Name	City	State	Zip Code	Notes
26110461	2026	18,395.00	18,395.00	ALLIANCE FOR HOPE INTERNATIONAL	SAN DIEGO	CA	92101	Professional Services
26180537	2026	14,345.00	14,345.00	CDS OFFICE TECHNOLOGIES INC	SPRINGFIELD	IL	62703	Software Maintenance
26180538	2026	16,777.75	13,945.25	UNITI FIBER HOLDINGS INC	LITTLE ROCK	AR	72202	Per Agreement
26180541	2026	24,388.89	12,194.45	SVL PRODUCTIONS INC	CHERRY VALLEY	IL	61016	Software Maintenance
26210237	2026	20,375.00	20,375.00	REEVES TECHNOLOGY GROUP	NAPERVILLE	IL	60565	Sole Source
26210270	2026	10,230.69	10,230.69	GOVERNMENTJOBS COM INC	EL SEGUNDO	CA	90245	Membership Dues
26229168	2026	11,845.84	11,845.84	BRAD MANNING FORD INC	DEKALB	IL	60115	Emergency Repair
26229172	2026	17,327.86	17,327.86	GOVERNMENTJOBS COM INC	EL SEGUNDO	CA	90245	Membership Dues
26301083	2026	12,463.00	12,463.00	AMERICAN WATER WORKS ASSOCIATION	DENVER	CO	80235-3098	Membership Dues
26304041	2026	13,548.40	0.00	HBK WATER METER SERVICE INC	PALATINE	IL	60078-0759	3 Quotes
26305035	2026	15,000.00	0.00	REGION 1 JOINT PLANNING COMMISSION	ROCKFORD	IL	61101	Professional Services
26307030	2026	16,850.00	16,850.00	STEVE D SEVERSON	ROCK CITY	IL	61070	3 Quotes
26401032	2026	24,990.00	24,990.00	PLACER LABS INC	COVINA	CA	91723	Per Agreement
26410134	2026	13,431.25	13,431.25	PARAMEDIC SERVICES OF ILLINOIS INC	ELGIN	IL	60123	Professional Services
		<b>229,968.68</b>						