

Fiscal Report

Linda Mitchell

Community Action Agency Board Report

July 2026

Fiscal Updates

- Health and Human Services Award Dashboard.

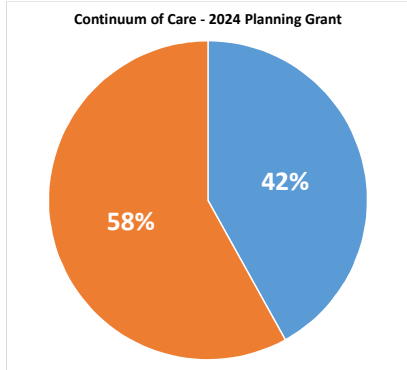
Monitoring/Auditing

- The City's Annual Comprehensive Financial Report was presented to Council on June 22nd. The report will be available on the City's website soon.
- The DCEO Fiscal Review was completed the week of June 1st. The monitoring report does not yet have an ETA.
- The HUD Limited Financial Review is in progress. The monitoring report does not yet have an ETA.

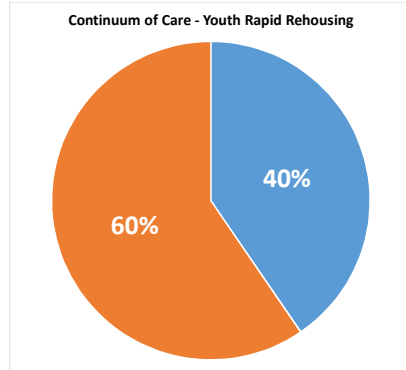
Health & Human Services Award Dashboard
As Of 06/30/2026

Spent
 Remaining

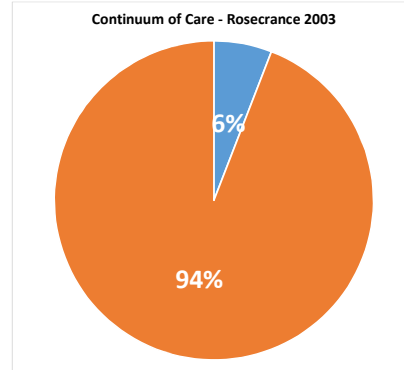
Homeless Prevention Awards:



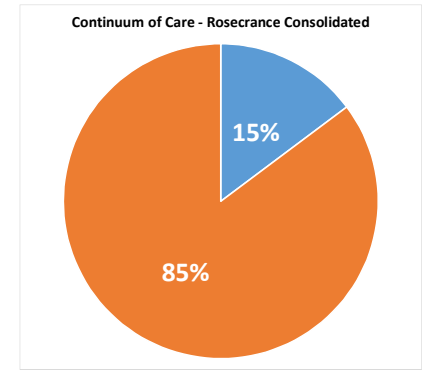
Total Award \$189,675
Award Timeframe 12/01/25-11/30/26
% of Time Complete 58%



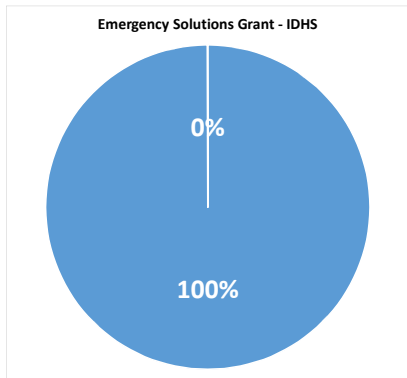
Total Award \$128,173
Award Timeframe 11/01/25-10/31/26
% of Time Complete 67%



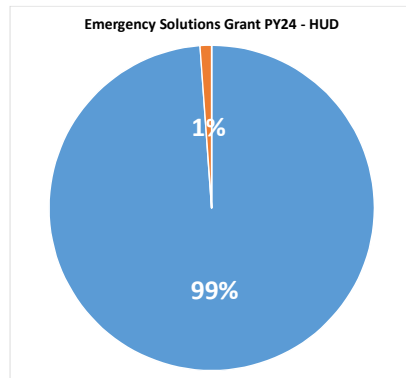
Total Award \$201,379
Award Timeframe 06/01/26-05/31/27
% of Time Complete 8%



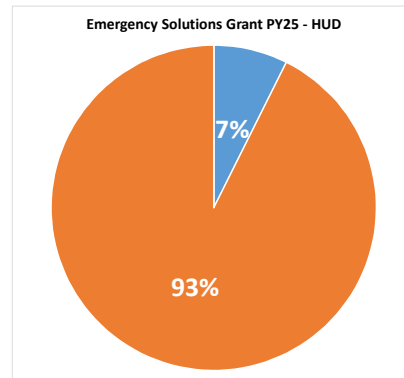
Total Award \$1,079,080
Award Timeframe 05/01/26-04/30/27
% of Time Complete 17%



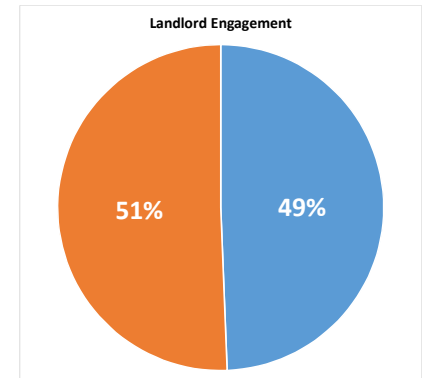
Total Award \$34,215
Award Timeframe 07/01/25-06/30/26
% of Time Complete 100%



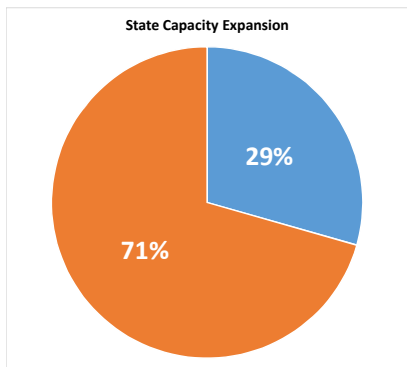
Total Award \$192,497
Award Timeframe 09/03/24-09/02/26
% of Time Complete 92%



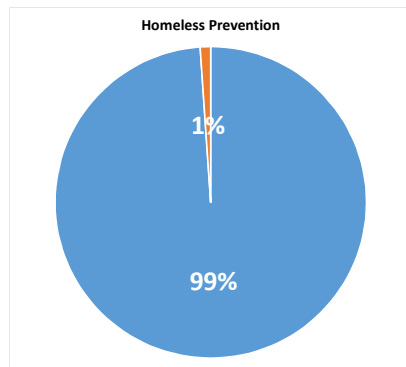
Total Award \$195,054
Award Timeframe 01/28/26-01/27/28
% of Time Complete 25%



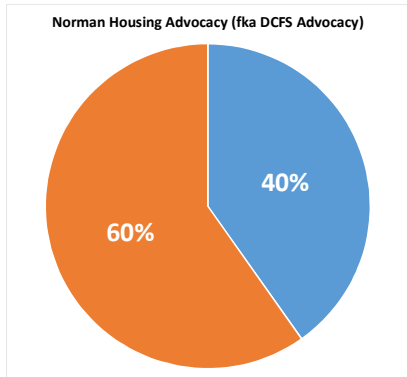
Total Award \$177,903
Award Timeframe 09/01/23-06/30/27
% of Time Complete 74%



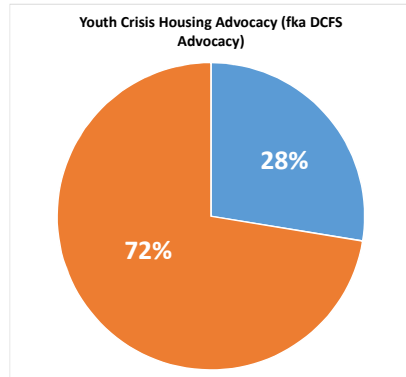
Total Award \$58,941
Award Timeframe 07/01/25-06/30/26
% of Time Complete 100%



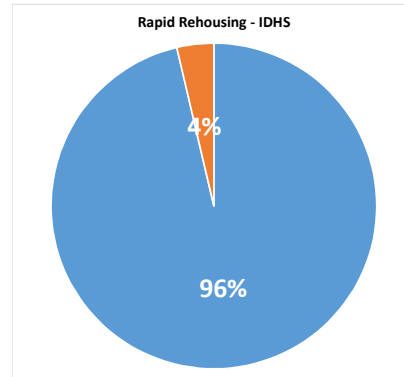
Total Award \$1,110,414
Award Timeframe 07/01/25-06/30/26
% of Time Complete 100%



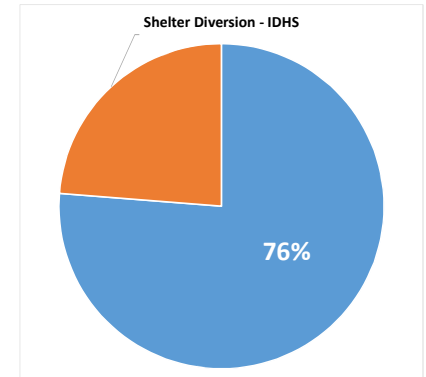
Total Award \$270,000
 Award Timeframe 07/01/24-06/30/27
 % of Time Complete 67%



Total Award \$135,000
 Award Timeframe 07/01/24-06/30/27
 % of Time Complete 67%

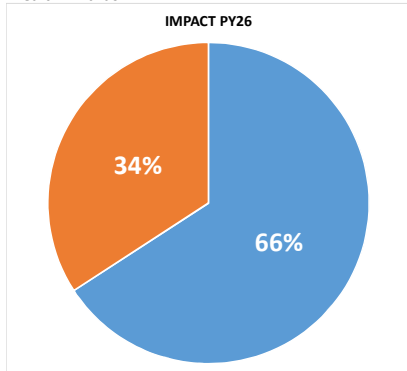


Total Award \$374,169
 Award Timeframe 07/01/25-06/30/26
 % of Time Complete 100%

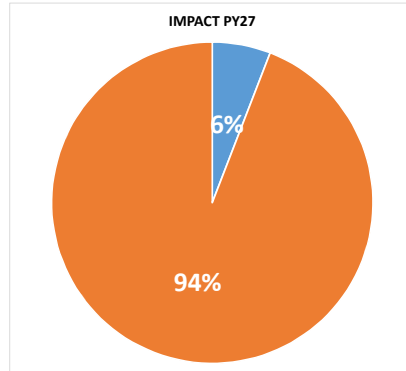


Total Award \$113,534
 Award Timeframe 07/01/25-06/30/26
 % of Time Complete 100%

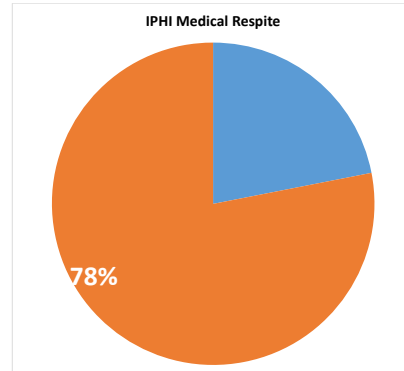
Health Awards:



Total Award \$636,293
 Award Timeframe 06/01/25-05/31/26
 % of Time Complete 100%

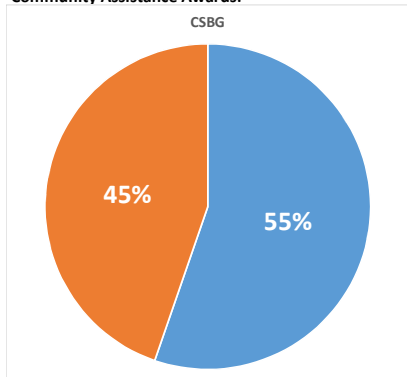


Total Award \$636,293
 Award Timeframe 06/01/26-05/31/27
 % of Time Complete 8%

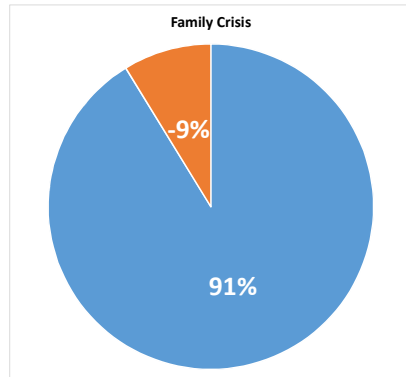


Total Award \$45,839
 Award Timeframe 07/01/25-06/30/26
 % of Time Complete 100%

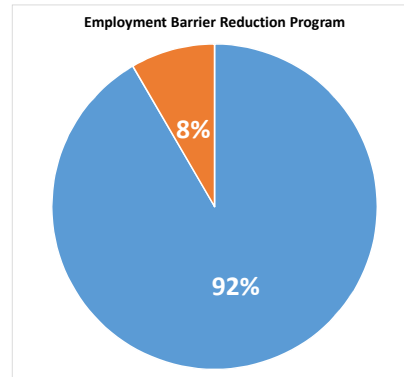
Community Assistance Awards:



Total Award \$1,105,405
 Award Timeframe 01/01/26-12/31/26
 % of Time Complete 50%

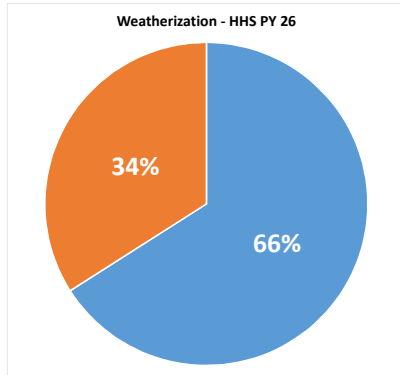


Total Award \$24,276
 Award Timeframe 07/01/25-06/30/26
 % of Time Complete 100%

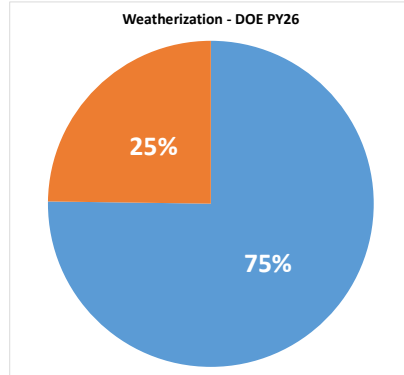


Total Award \$172,500
 Award Timeframe 11/17/25-06/30/26
 % of Time Complete 100%

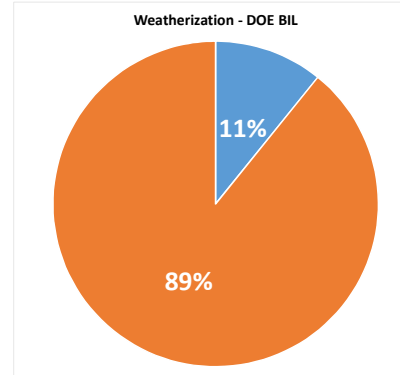
Weatherization Awards:



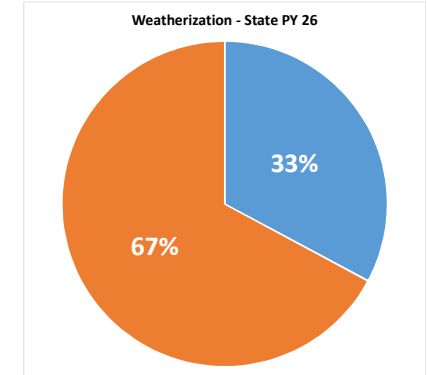
Total Award \$772,748
 Award Timeframe 06/01/25-09/30/26
 % of Time Complete 81%



Total Award \$507,424
 Award Timeframe 07/01/25-06/30/26
 % of Time Complete 100%

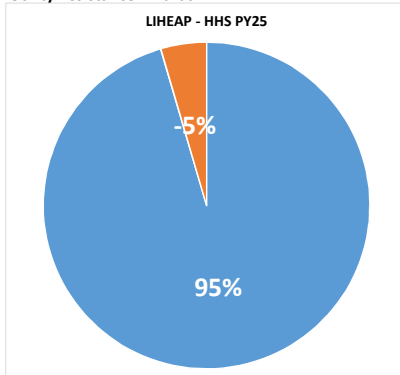


Total Award \$1,701,210
 Award Timeframe 03/01/23-06/30/27
 % of Time Complete 77%

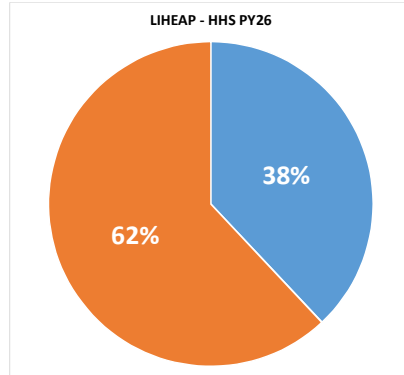


Total Award \$450,575
 Award Timeframe 06/01/25-09/30/26
 % of Time Complete 81%

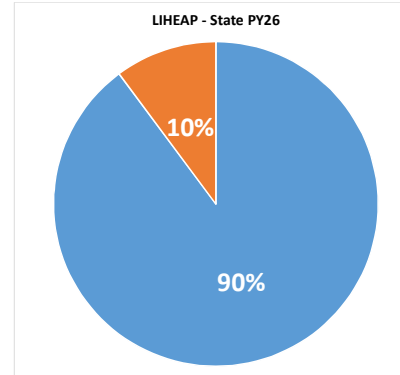
Utility Assistance Awards:



Total Award \$5,555,459
 Award Timeframe 10/01/24-08/31/26
 % of Time Complete 91%

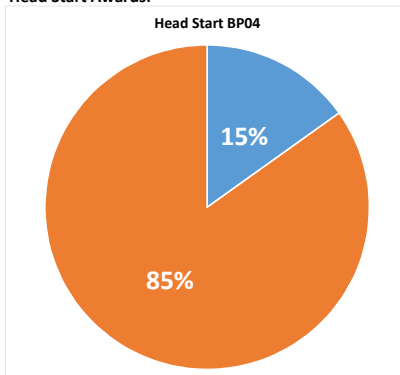


Total Award \$2,896,554
 Award Timeframe 10/01/25-08/31/27
 % of Time Complete 39%

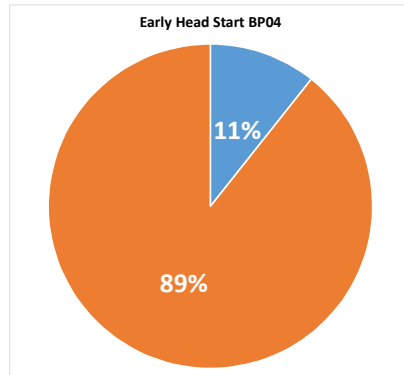


Total Award \$3,747,962
 Award Timeframe 06/01/25-08/31/26
 % of Time Complete 87%

Head Start Awards:



Total Award \$5,380,057
 Award Timeframe 04/01/26-03/31/27
 % of Time Complete 25%



Total Award \$3,469,024
 Award Timeframe 04/01/26-03/31/27
 % of Time Complete 25%